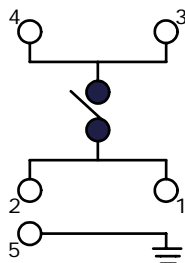


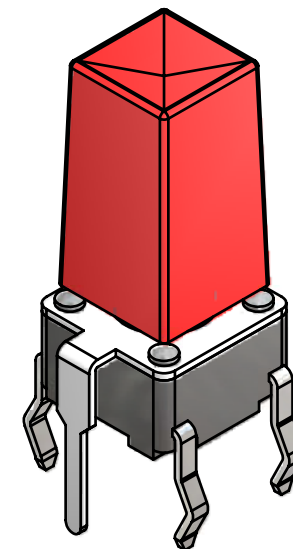
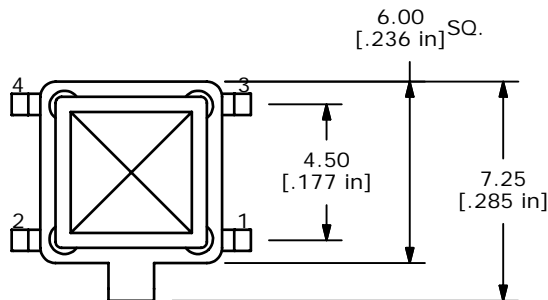
P.C. LAYOUT



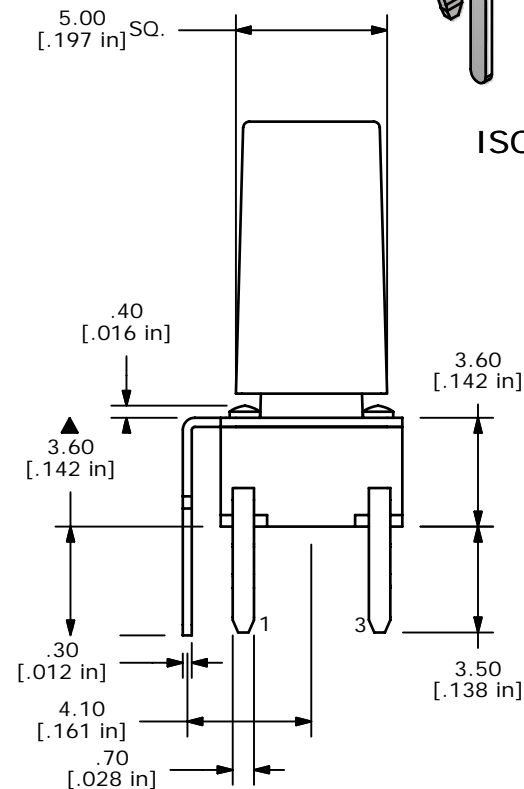
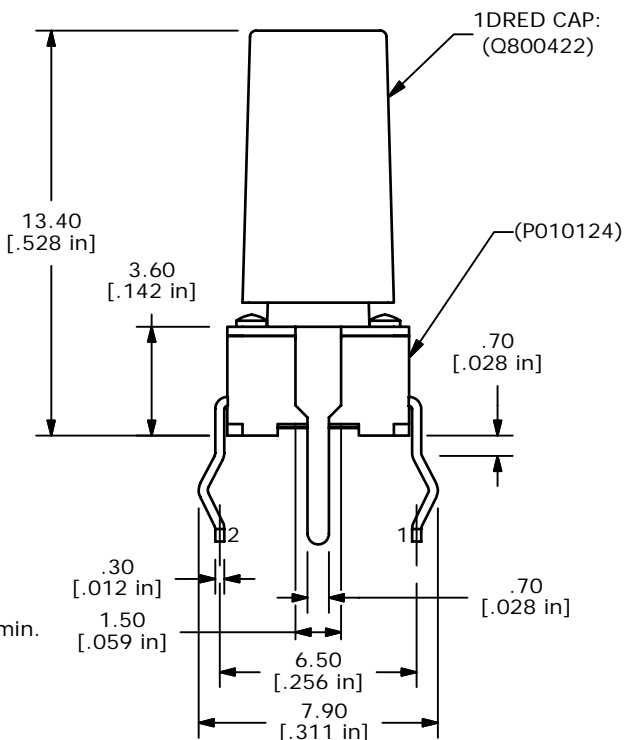
CIRCUIT: SPST

NOTES:

1. ALL DIMENSIONS IN MM [INCH]
2. GENERAL TOLERANCE: X.X±0.4  
X.XX±0.25
3. TERM. NUMBERS FOR REF. ONLY.
- ▲4. RATING: 50mA @ 12 VDC
5. OPERATING FORCE: 160± 50gf
6. TRAVEL: 0.25 +0.20/-0.10 mm
7. CONTACT RESISTANCE: 100 mΩ MAX.
8. DIELECTRIC STRENGTH: 250VAC min.
9. INSULATION RESISTANCE: 100 MEGAΩ min.
10. ELECTRICAL LIFE: 100,000 CYCLES
11. OPEARTING TEMP: -20°C TO 70°C
12. ▲ DENOTES CRITICAL PARAMETER.
13. 2002/95/EC (ROHS) COMPLIANT
14. PACKAGE: POLYBAG/750 PIECES PER BAG



ISOMETRIC



**E-SWITCH®**

TITLE TLE1105SPF160R1DRED

A	16754	RELEASED FOR PRODUCTION	12/22/06	TN
REV	PCR NO	DESCRIPTION	DATE	BY

SCALE	DATE	DR	DWG	REV
4:1	12/22/2006	TN	XP0297A	A

THE INFORMATION CONTAINED IN THIS DOCUMENT IS PROPRIETARY TO E-SWITCH AND IS NOT TO BE COPIED OR TRANSFERRED