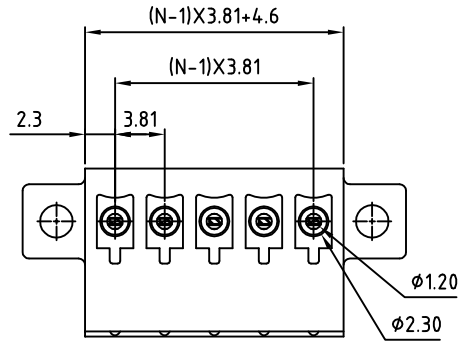


| | | | |
|------|------|-------------|----------|
| SIGN | DATE | DESCRIPTION | APPROVER |
| | | | |

THIS IS CAD DRAWING, DO NOT REVISE MANUALLY!!!



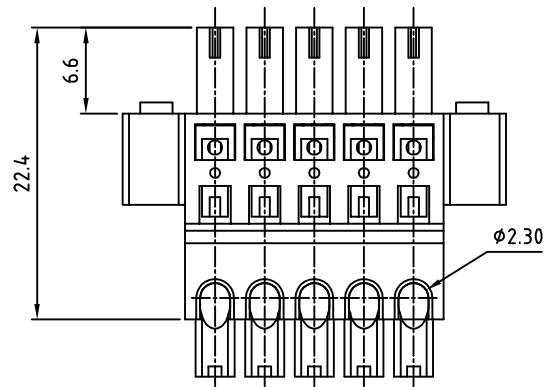
Material

- Wire guard: PhBz
- With flange screw: steel M2.5 plated zinc
- Insulator (housing): Thermoplastic (UL94V-0)

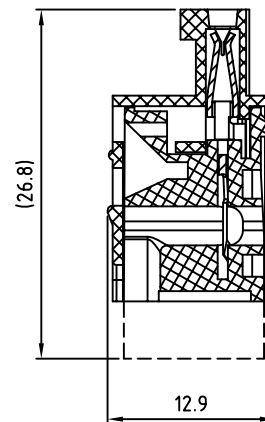
Electrical

- Voltage rating: 160VAC
- Current rating: 6A
- Wire range:
 - Solid wire(AWG): 20-22
 - Stranded wire(AWG): 20-22
- Withstanding Voltage: 1.3KV
- Operating temperature: -30°C to +105°C

RoHS Compliant



N=Number of contacts



PART NUMBER:

OSTHPXX3052

No. of Poles
 02: 2 Poles
 :
 :
 24: 24 Poles

COLOR
 0: Black
 5: Green (Standard)
 6: Blue
 8: Grey



THESE DRAWINGS AND SPECIFICATIONS ARE THE PROPERTY OF ON-SHORE TECHNOLOGY, INC. AND SHALL NOT BE REPRODUCED, COPIED OR USED IN ANY MANNER WITHOUT THE PRIOR WRITTEN CONSENT OF ON-SHORE TECHNOLOGY, INC.

| | | | | | | |
|-----------------------|----------------------|-------------------------------|----------------------|----------|-----------------|-------------|
| TITLE | | OSTHP 3.81 Series with flange | | | | |
| PART NO. | OSTHPXX3052 | | | DWG NO. | OSTHPXX3052.DWG | |
| APPROVED | CHECKED | DESIGNED | DRAWN | CUST NO. | | |
| Shi Jun 2006.11.13 | Marvin 2006.11.13 | Marvin 2006.11.13 | Marvin 2006.11.13 | | | |
| | | | | | UNIT: mm | Tolerance |
| | | | | | SHEET: 01/01 | SCALE: NONE |
| | | | | REV: C | X.XX ±0.30 | X° ±1° |