

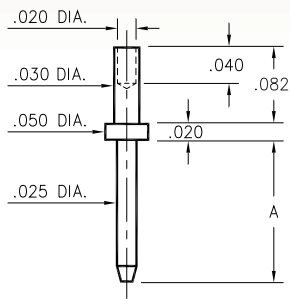
MALE PCB PINS

PRINTED CIRCUIT PINS

3120

3120-X-00-XX-00-00-08-0

Swage mount in .034 hole

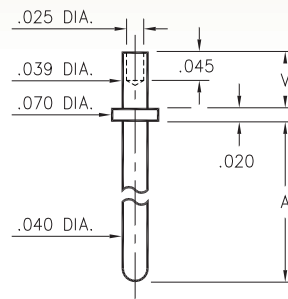


Basic Part Number	Pin Length A
3120-1	.205
3120-2	.250

3122⇔3153

31XX-X-00-XX-00-00-08-0

Swage mount in .043 hole



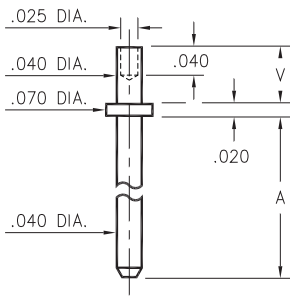
Basic Part Number	Pin Length A
3153-X	.180
3141-X	.230
3122-X	.280
3149-X	.380
3123-X	.580
3140-X	.780
3124-X	.880

-X-	Board Thickness	Length V
1	.031	.051
2	.062	.082

3101⇔3106

310X-X-00-XX-00-00-08-0

Swage mount in .043 hole



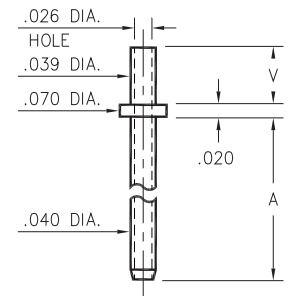
Basic Part Number	Pin Length A
3101-X	.150
3102-X	.188
3103-X	.300
3104-X	.500
3105-X	.750
3106-X	1.000

-X-	Board Thickness	Length V
1	.031	.051
2	.062	.082
3	.094	.113

3221⇔3223

322X-0-00-XX-00-00-08-0

Swage mount in .043 hole



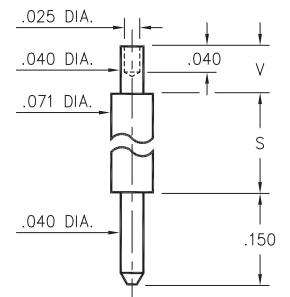
Basic Part Number	Pin Length A
3221-X	.100
3222-X	.150
3223-X	.300

-X-	Board Thickness	Length V
1	.031	.051
2	.062	.082
3	.094	.113

3125/3126

312X-X-00-XX-00-00-08-0

Swage mount in .043 hole



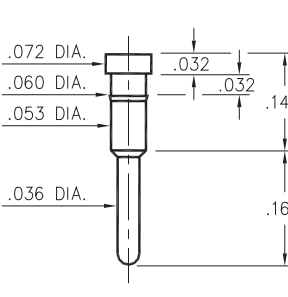
Basic Part Number	Pin Length S
3125-X	.170
3126-X	.420

-X-	Board Thickness	Length V
1	.031	.051
2	.062	.082
3	.094	.113

0995

0995-0-00-XX-00-00-03-0

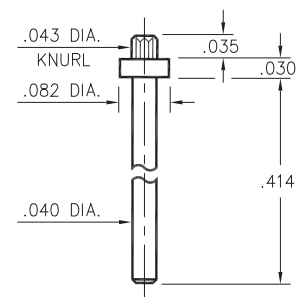
Press-fit in .057 mounting hole



4526

4526-0-00-XX-00-00-03-0

Press-fit in .040 mounting hole



SPECIFICATIONS:

Pin Material: Brass Alloy 360, 1/2 Hard
(Except swage pins which are annealed)

Dimensions: Inches

Tolerances On: Lengths: ±.005
Diameters: ±.002
Angles: ± 2°



ORDER CODE: XXXX - X - 0X - XX - 00 - 00 - XX - 0

BASIC PART #

SPECIFY PIN FINISH:

- 01 200 μ" TIN/LEAD OVER NICKEL
- ◆ 80 200 μ" TIN OVER NICKEL (RoHS)
- ◆ 15 10 μ" GOLD OVER NICKEL (RoHS)
- ◆ 21 20 μ" GOLD OVER NICKEL (RoHS)
- ◆ 34 50 μ" GOLD OVER NICKEL (RoHS)

