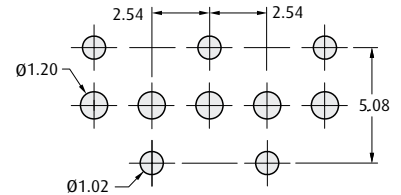
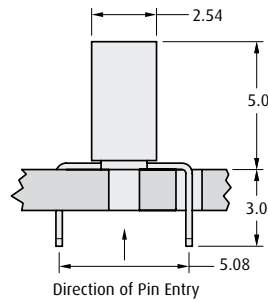
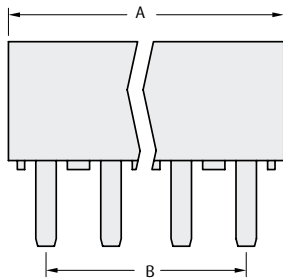


M20 Connectors

PC Tail Bottom Entry Female Connectors

- ❖ Suitable for use with M20-997 bottom entry pin headers shown on page 116.
- ❖ Double row version (M20-785) can also be used as a top entry connector.

SINGLE ROW

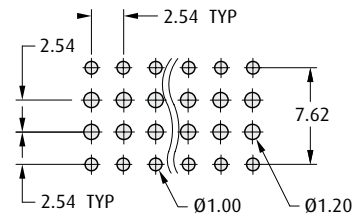
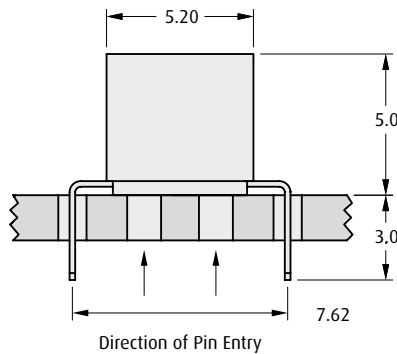
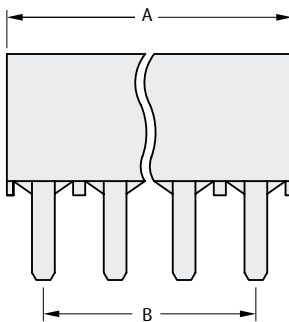


Recommended PC Board Pattern

CALCULATION

| | |
|----------|--|
| A | $(2.54 \times \text{No. of ways per row}) + 0.5$ |
| B | $2.54 \times (\text{No. of ways per row} - 1)$ |

DOUBLE ROW



Recommended PC Board Pattern

HOW TO ORDER

M20 - 78 X XX XX

SERIES CODE

TYPE

| | |
|----------|------------|
| 4 | Single Row |
| 5 | Double Row |

FINISH

| | | |
|-----------|------------|--|
| 42 | Gold + Tin | |
| 46 | Tin | |

NO. OF WAYS PER ROW

02 to 40

www.harwin.com

All dimensions in mm.

