

Customer Information Sheet

DRAWING No.: M80-840XXXX

SHEET 2 OF 2

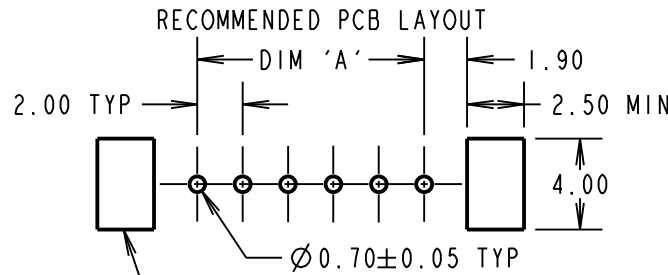
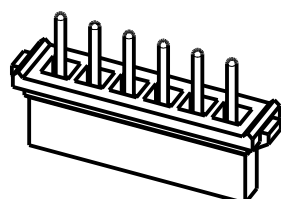
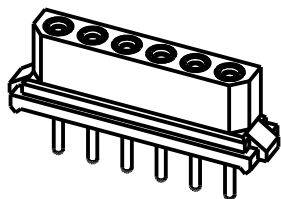
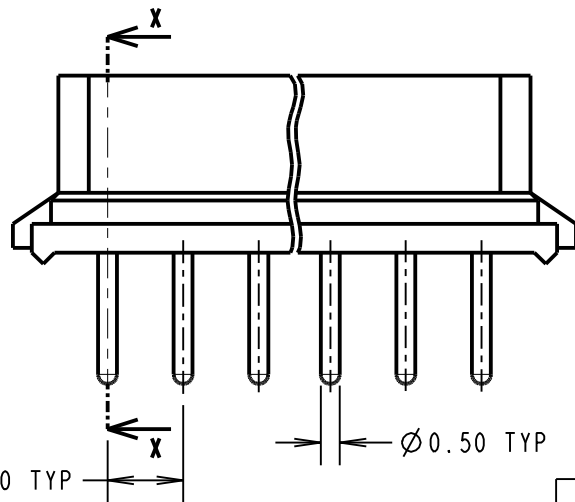
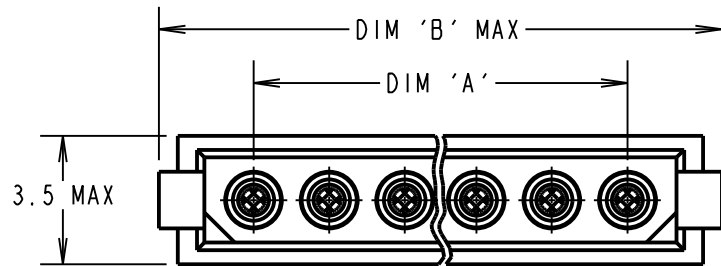
IF IN DOUBT - ASK

(C)

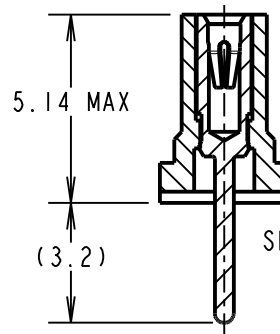
NOT TO SCALE

THIRD ANGLE PROJECTION

ALL DIMENSIONS IN mm



(OPTIONAL) HOLES REQUIRED FOR USE WITH LATCHED MALE CONNECTORS.



PART No.	No. OF CONTACTS	DIM 'A'	DIM 'B'
M80-84002XX	2	2.00	7.15
M80-84003XX	3	4.00	9.15
M80-84004XX	4	6.00	11.15
M80-84005XX	5	8.00	13.15
M80-84006XX	6	10.00	15.15
M80-84007XX	7	12.00	17.15
M80-84017XX	17	32.00	37.15
M80-84022XX	22	42.00	47.15

SPECIFICATIONS:

MATERIAL:

MOULDING = GLASS-FILLED POLYAMIDE 46, UL94V-0, BLACK

CONTACT CLIP = BERYLLIUM COPPER

CONTACT SHELL = BRASS

FINISH (ALL OVER NICKEL):

01 = 0.3µ GOLD CLIP, 3.5µ 90/10 TIN/LEAD SHELL

42 = 0.3µ GOLD CLIP, 3.5-5.0µ 100% TIN SHELL

45 = 0.3µ GOLD CLIP, 0.25-0.3µ GOLD SHELL

ELECTRICAL:

CURRENT RATING AT 25°C = 3.0A MAX

CURRENT RATING AT 85°C = 2.2A MAX

WORKING VOLTAGE = 800V AC/DC

VOLTAGE PROOF = 1200V AC/DC

CONTACT RESISTANCE = 25 mΩ MAX

INSULATION RESISTANCE = 100 MΩ MIN

MECHANICAL:

DURABILITY = 500 OPERATIONS

INSERTION FORCE (Ø0.5mm GAUGE) = 2N MAX

WITHDRAWAL FORCE (Ø0.5mm GAUGE) = 0.2N MIN

ENVIRONMENTAL:

TEMPERATURE RANGE = -55°C TO +125°C

PACKING:

TUBE

FOR COMPLETE SPECIFICATION, SEE COMPONENT SPECIFICATION C005XX (LATEST ISSUE)

ORDER CODE:

M80-840XXXX

TOTAL No. OF CONTACTS

02, 03, 04, 05,
06, 07, 17, 22

FINISH

01 - GOLD CLIP, TIN/LEAD SHELL
42 - GOLD CLIP, 100% TIN SHELL
45 - GOLD CLIP, GOLD SHELL

MSP	10	27.05.15	12793
NAME	ISS.	DATE	C/NOTE
APPROVED: M.PERREN			
CHECKED: M.PLESTED			
DRAWN: W. J. BOURNE			
CUSTOMER REF.:			
ASSEMBLY DRG:			

HARWIN

www.harwin.com
technical@harwin.com

THIS DRAWING AND ANY INFORMATION OR DESCRIPTIVE MATTER SET OUT HEREON ARE CONFIDENTIAL AND COPYRIGHT PROPERTY OF THE HARWIN GROUP AND MUST NOT BE DISCLOSED, LOANED, COPIED OR USED FOR MANUFACTURING, TENDERING OR FOR ANY OTHER PURPOSE WITHOUT THEIR WRITTEN PERMISSION.

TOLERANCES

X. = ±1mm
X.X = ±0.50mm
X.XX = ±0.10mm
X.XXX = ±0.01mm

ANGLES = ±5°
UNLESS STATED

MATERIAL:

SEE ABOVE

FINISH:

SEE ABOVE

S/AREA:

mm²

TITLE:

DATAMATE
SIL VERTICAL PC TAIL
FEMALE ASSEMBLY (RoHS)

DRAWING NUMBER:

M80-840XXXX

SHT
2 OF 2