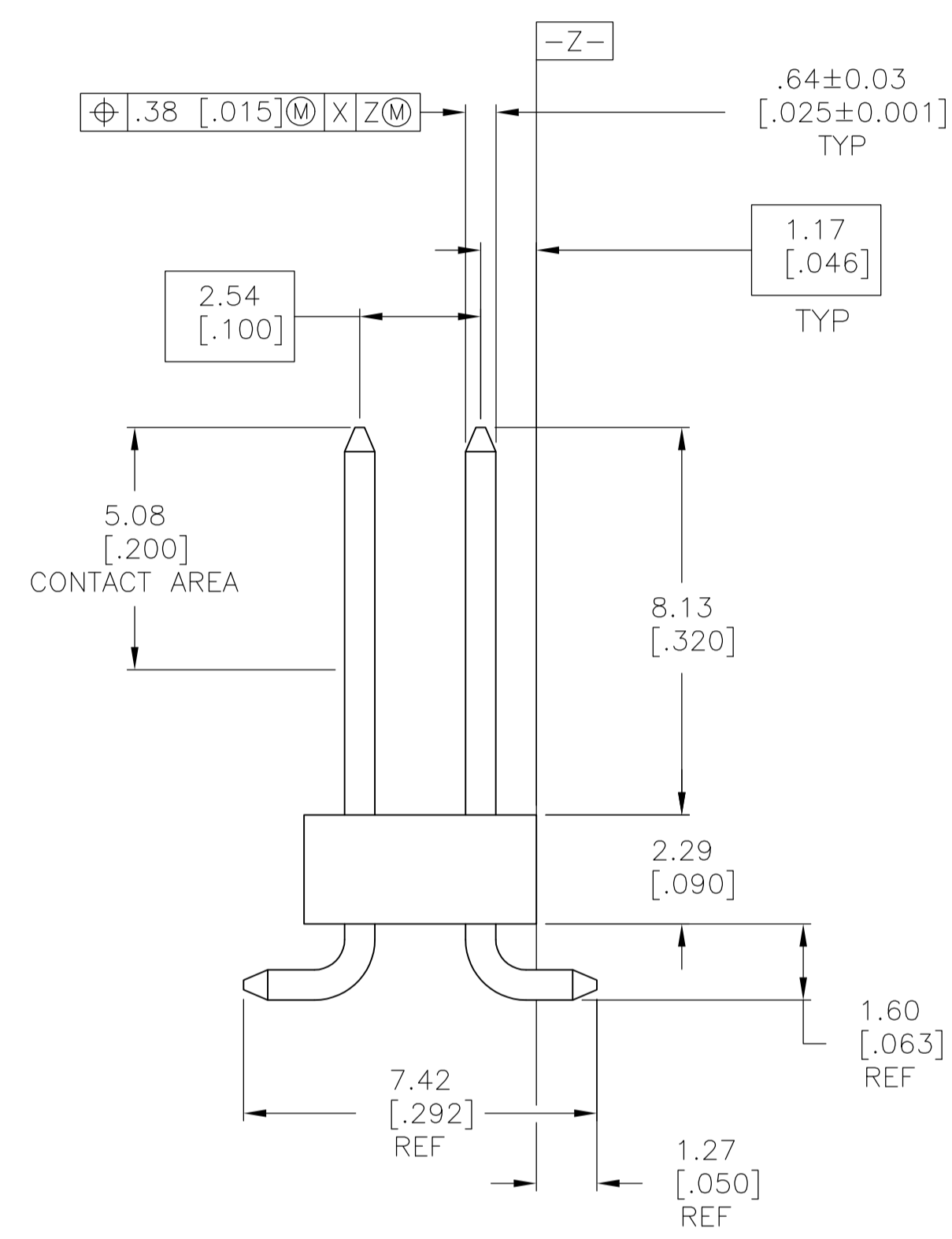
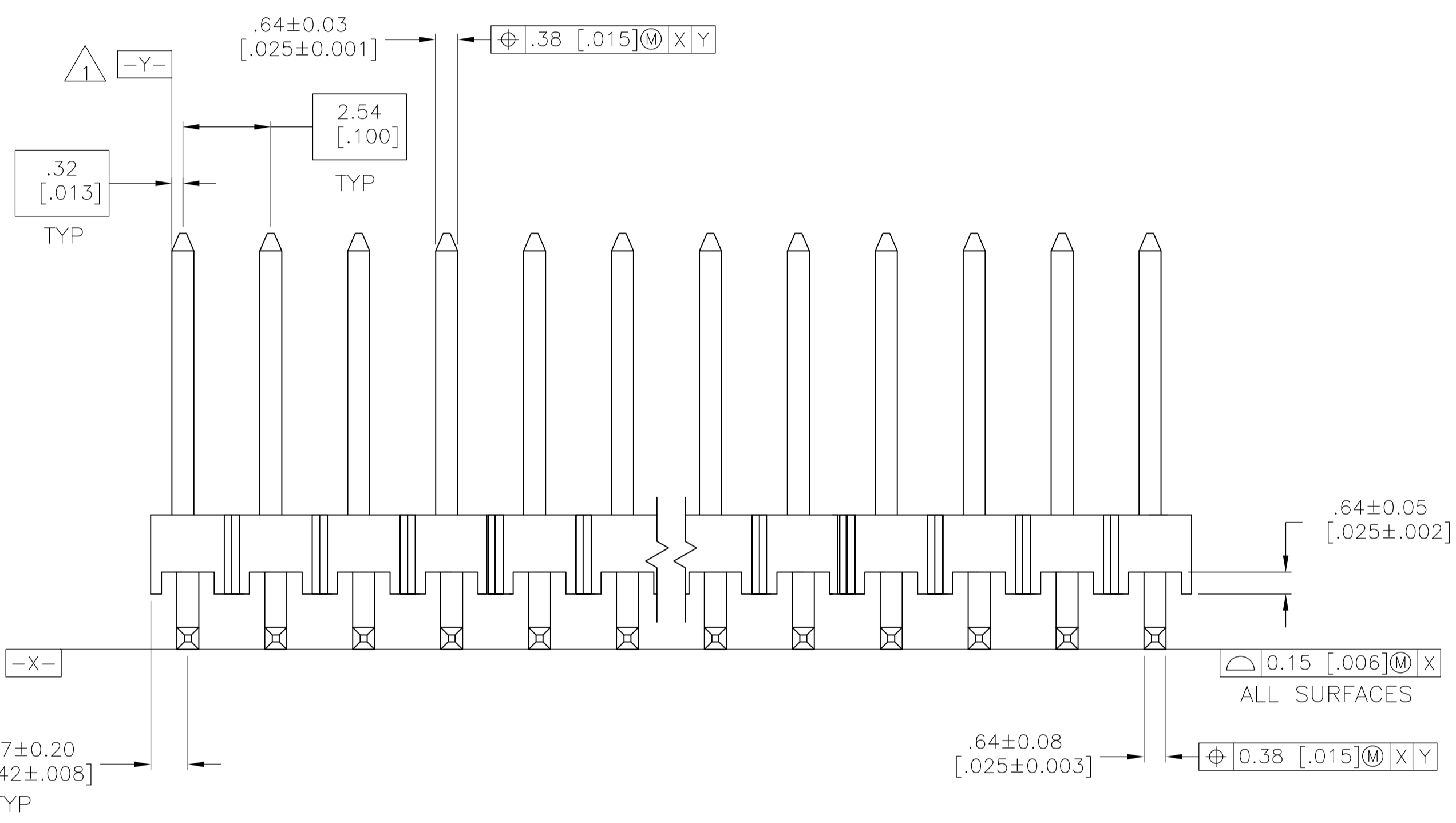
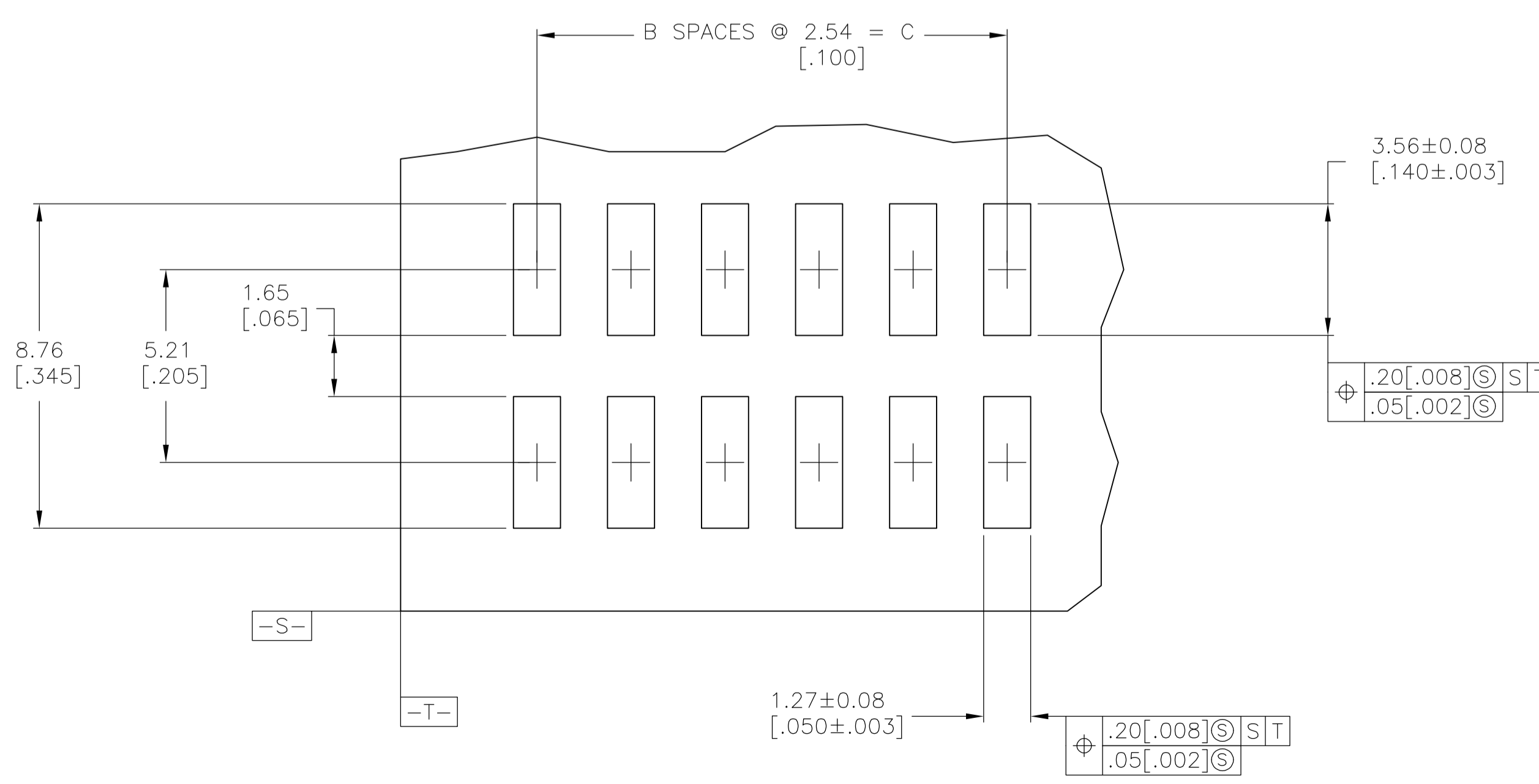


- 1 THE NOTED DIMENSIONS APPLY AT THE INTERSECTION OF THE POST AND THE HOUSING.
- 2 THE NOTED DIMENSION APPLIES FROM THE BASIC DIMENSION (NOT THE POST CENTERLINE) TO THE SURFACE INDICATED.
- 3 0.00254-0.00508[.000100-.000200] MATTE TIN-LEAD OVER 0.00127[.000050] NICKEL ENTIRE POST.
- 4 HOUSING: LCP, COLOR-BLACK. POSTS: PHOSPHOR BRONZE.
- 5 0.00254-0.00508[.000100-.000200] MATTE TIN OVER 0.00127[.000050] NICKEL ENTIRE POST.
- 6 PRELIMINARY PART - NOT RELEASED FOR PRODUCTION.
- 7 OBSOLETE PARTS: OBSOLETE CIS STREAMLINING PER D.RENAUD/D.SINISI



PLATING	C	B	A	NO OF POSN	PART NUMBER	
OBSOLETE	5	35.56 [1.400]	14	37.69 [1.484]	30	6-146135-4
OBSOLETE	5	33.02 [1.300]	13	35.15 [1.384]	28	6-146135-3
OBSOLETE	5	30.48 [1.200]	12	32.61 [1.284]	26	6-146135-2
OBSOLETE	5	27.94 [1.100]	11	30.07 [1.184]	24	6-146135-1
OBSOLETE	5	25.40 [1.000]	10	27.53 [1.084]	22	6-146135-0
OBSOLETE	5	22.86 [.900]	9	24.99 [.984]	20	5-146135-9
OBSOLETE	5	20.32 [.800]	8	22.45 [.884]	18	5-146135-8
OBSOLETE	5	17.78 [.700]	7	19.91 [.784]	16	5-146135-7
OBSOLETE	5	15.24 [.600]	6	17.37 [.684]	14	5-146135-6
OBSOLETE	5	12.70 [.500]	5	14.83 [.584]	12	5-146135-5
OBSOLETE	5	10.16 [.400]	4	12.29 [.484]	10	5-146135-4
OBSOLETE	5	7.62 [.300]	3	9.75 [.384]	8	5-146135-3
OBSOLETE	5	2.54 [.100]	1	4.67 [.184]	4	5-146135-1
OBSOLETE	6	15.24 [.600]	6	17.37 [.684]	14	1-146135-7
OBSOLETE	5	5.08 [.200]	2	7.21 [.284]	6	1-146135-6
OBSOLETE	3	35.56 [1.400]	14	37.69 [1.484]	30	1-146135-4
OBSOLETE	3	33.02 [1.300]	13	35.15 [1.384]	28	1-146135-3
OBSOLETE	3	30.48 [1.200]	12	32.61 [1.284]	26	1-146135-2
OBSOLETE	3	27.94 [1.100]	11	30.07 [1.184]	24	1-146135-1
OBSOLETE	3	25.40 [1.000]	10	27.53 [1.084]	22	1-146135-0
OBSOLETE	3	22.86 [.900]	9	24.99 [.984]	20	146135-9
OBSOLETE	3	20.32 [.800]	8	22.45 [.884]	18	146135-8
OBSOLETE	3	17.78 [.700]	7	19.91 [.784]	16	146135-7
OBSOLETE	3	15.24 [.600]	6	17.37 [.684]	14	146135-6
OBSOLETE	3	12.70 [.500]	5	14.83 [.584]	12	146135-5
OBSOLETE	3	10.16 [.400]	4	12.29 [.484]	10	146135-4
OBSOLETE	3	7.62 [.300]	3	9.75 [.384]	8	146135-3
OBSOLETE	3	5.08 [.200]	2	7.21 [.284]	6	146135-2
OBSOLETE	3	2.54 [.100]	1	4.67 [.184]	4	146135-1



RECOMMENDED PCB LAYOUT FOR USE WITH .008 THICK STENCIL

THIS DRAWING IS A CONTROLLED DOCUMENT.

DIMENSIONS: mm [INCHES]	TOLERANCES UNLESS OTHERWISE SPECIFIED:	DIN J KNAUB 30SEP94	STE TE Connectivity
0 PLC ± -	1 PLC ± -	2 PLC ± -	3 PLC ± 0.13[.005]
4 PLC ± -	ANGLES ± -	APVD G DUBNICZKI 30SEP94	NAME G DUBNICZKI
MATERIAL 4	FINISH SEE TABLE	APPLICATION SPEC	PRODUCT SPEC
WEIGHT	SCALE 8:1	SIZE A1	CAGE CODE 00779
CUSTOMER DRAWING	DRAWING NO. 146135	SHEET 1 OF 1	REV M