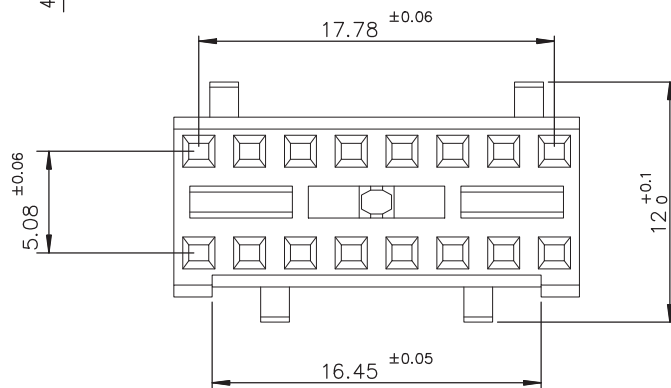
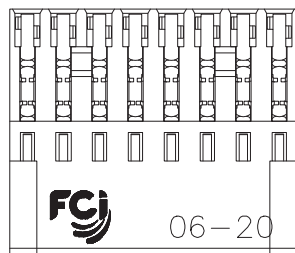
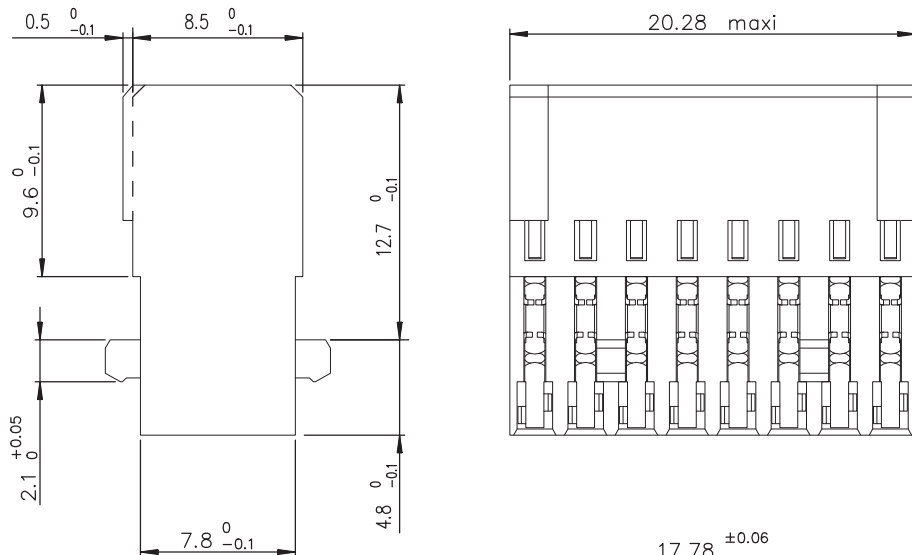


DIMENSIONS



ELECTRICAL CHARACTERISTICS

-current rating	1.5 A at 20° / 1 A at 70°
-I max	2A
-Contact resistance	≤20 mΩ
-Insulation resistance	≥5.10 MΩ
-TEST VOLTAGE	
contact/contact	1000V eff (0.5 mA / 50 Hz)
contact/ground	1550V eff (0.5 mA / 50 Hz)

MECHANICAL CHARACTERISTICS

-Contact number	16
-Retention force	≥20N per contact
-Insertion force	≤15N
-Withdrawal force	≥2.5N
-Material insulator	Polyester thermoplastic
-Color	Grey RAL 7035
-Extinguishing	UL94V0
-Temperature range	- 55° C + 125° C
-Material contacts	Phosphor bronze Cu Sn 8
-Hardness	200 to 225 HV

TIN LEAD VERSION

-Finishing contact surface	Nickel : 2 μm min + PdNi Alloy : 0.68 μm min + Gold : 0.065 μm min
-Other area	Nickel

LEAD FREE VERSION

NOTE RoHS INFORMATION

- The "LF" products meet European Union Directives and other country regulations as described in GS-22-008.
- The housing will withstand exposure to 260°C peak temperature for 3.5 seconds in a wave solder application with a 1.6mm minimum thick circuit board. See application notes/procedures if they are available.
- Packaging spec: see GS-14-920

TIN LEAD PART NUMBER

PART NUMBER
864921640622001

LEAD FREE PART NUMBER

PART NUMBER
864921640622001LF

rev	ecn no	dr	date
B	-	JTA	1997/10/03
C	LS05-0056	LGO	2005/07/01
D	LS06-0075	LGO	2006/05/16
E	LS06-0095	LGO	2006/06/30
F	ELX-I-010140-1	MJA	2012/02/01
-	-	-	-
-	-	-	-

www.fciconnect.com		surface ISO 1302 ✓	tolerance std ISO 406 ISO 1101	projection mm
TOLERANCES UNLESS OTHERWISE SPECIFIED				
Dr	ROUILLARD	1991/04/09	0.X	±0.1
Eng	TARON	1991/04/09	0.XX	±0.1
Chr	LEGARE	1991/04/09	0.XXX	±0.1
Appr	LEGARE	1991/04/09	Product family DIN PHILIPS	
			size A3	Scale 4
			ECN ELX-I-010140-1	Spec ref -
FCj		title CONNECTOR FEM, 2 ROW F-122		Rev. F
catalog no		-		dwg no C-8649-0007
		CUSTOMER		sheet 1 of 1

European Views

Copyright FCi