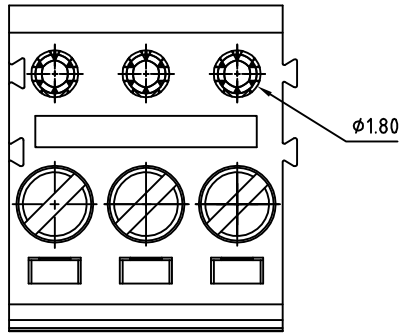


SIGN	DATE	DESCRIPTION	APPROVER
△	6/24'06	Voltage rating is changed from 250V to 300V	Marvin
△	6/24'06	Current rating is changed from 6A to 10A	Marvin
△	6/24'06	Withstanding Voltage is changed from 1.5KV to 1.6KV	Marvin

*THIS IS CAD DRAWING, DO NOT REVISE MANUALLY!!!*

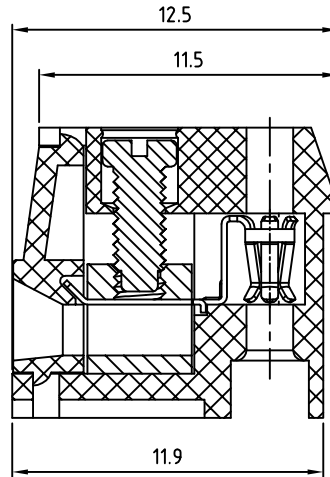
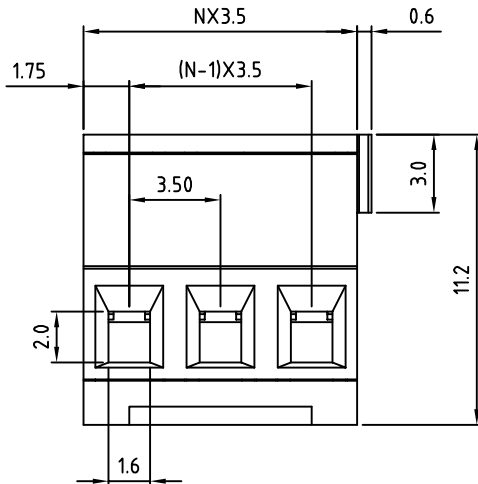


**Material**

- Terminal body  
(metal housing): Brass(CuZn)
- Terminal screw: Steel Zinc plating "-" slot type
- Wire guard: PhBz, Tin plated.
- Insulator (housing): Thermoplastic (UL94V-0)

**Electrical**

- △ ● Voltage rating: 300VAC
- △ ● Current rating: 10A
- Wire range:
  - Solid wire(AWG): 16-28
  - Stranded wire(AWG): 16-28
- Torque(Lb-In): 1.7
- Screw: M2
- Wire strip length: 5-6mm
- △ ● Withstanding Voltage: 1.6KV
- Operating temperature: -30°C to +105°C
- Safety approval:



N=Number of poles

PART NUMBER:

OSTTTXX2150

No. of Poles  
02: 2 Poles  
:  
:  
16: 16 Poles

COLOR  
0: Black  
5: Green (Standard)  
6: Blue  
8: Grey



THESE DRAWINGS AND SPECIFICATIONS ARE THE PROPERTY OF ON-SHORE TECHNOLOGY, INC. AND SHALL NOT BE REPRODUCED, COPIED OR USED IN ANY MANNER WITHOUT THE PRIOR WRITTEN CONSENT OF ON-SHORE TECHNOLOGY, INC.

TITLE		OSTTT-3.5mm Series (6-fingers contacts)				
PART NO.	OSTTTXX2150	DWG NO.	OSTTTXX2150.DWG			
APPROVED	CHECKED	DESIGNED	DRAWN	CUST NO.	Tolerance	
Marvin 2006.10.23	Marvin 2006.06.24	Marvin 2006.06.24	Marvin 2006.06.24		UNIT: mm	X. ±0.50
				SHEET: 01/01	SCALE: NONE	X.X ±0.30
					REV.: D	X.XX ±0.10
						X° ±1°