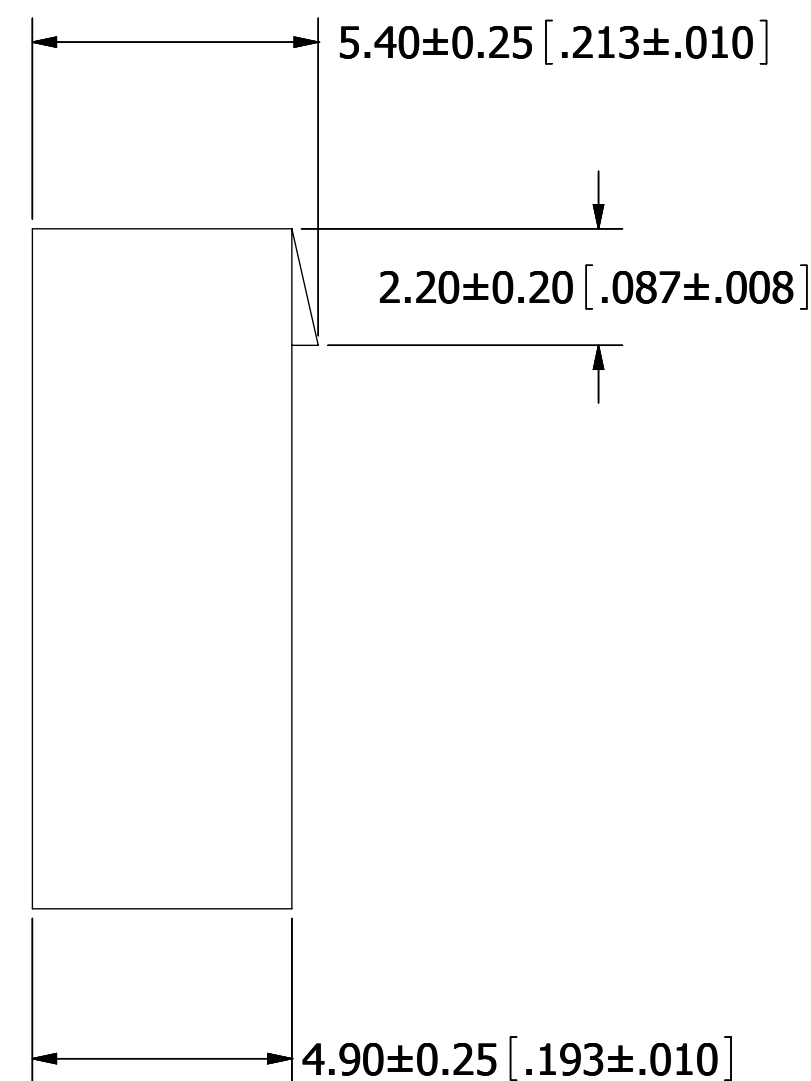
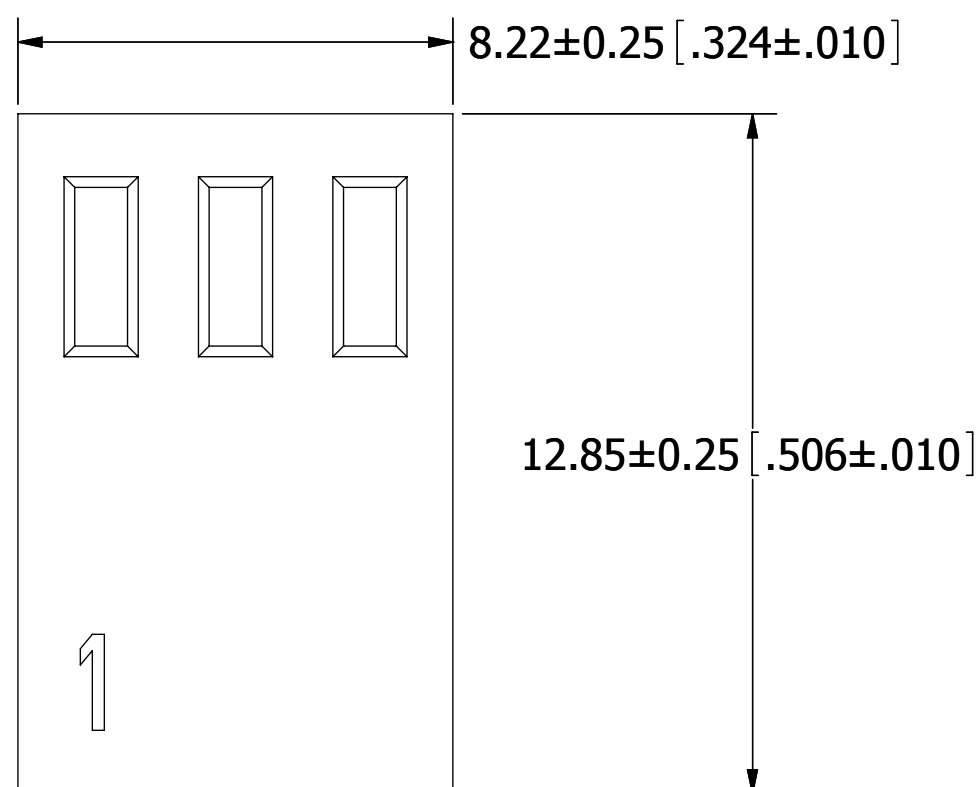
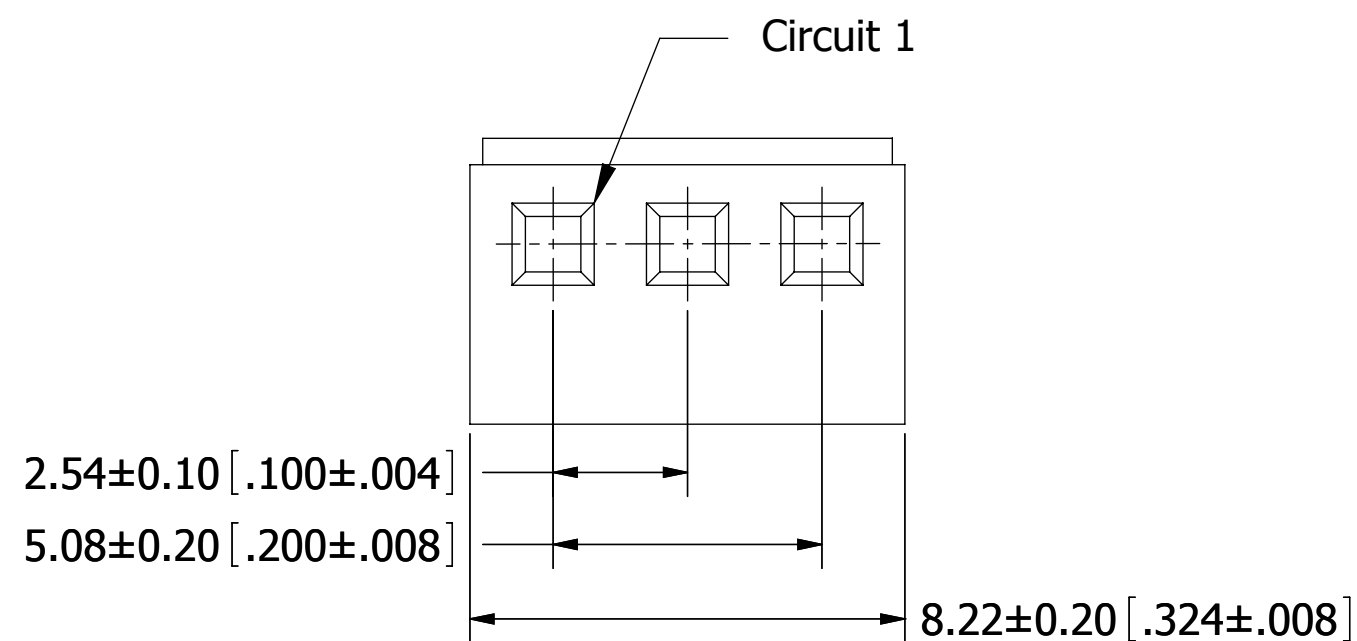
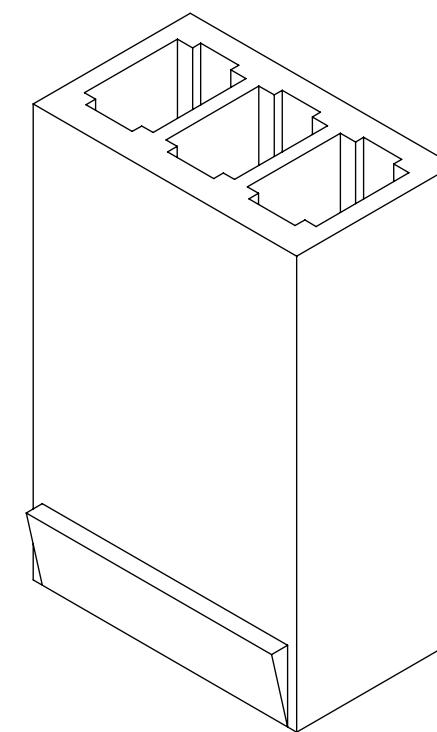


PART NUMBER CODING

SWH25B-NULC-S03-UU-BR


NUMBER OF POSITIONS
(CONTACTS PER ROW)

REVISIONS				
REV.	ECO. NO	DESCRIPTION	DATE	BY
A	2006	INITIAL RELEASE	9/17/09	JH



NOTES:

- INSULATOR MATERIAL: NYLON66, UL94V-2, COLOR: DARK RED (PANTONE 1685C).
- CURRENT RATING: 4 AMPS.
- VOLTAGE RATING: 250V AC/DC.
- INSULATOR RESISTANCE: 1000 MEGOHMS MIN.
- CONTACT RESISTANCE: 10 MILLIOHMS MAX.
- DIELECTRIC WITHSTANDING VOLTAGE: 1000V AC.
- OPERATING TEMPERATURE: -25° C TO +85° C.
- SUITABLE FOR SWT25X SERIES TERMINAL.
- MATES WITH SWR25B SERIES SINGLE ROW WAFER.



RoHS COMPLIANT

UNLESS OTHERWISE SPECIFIED:
DIMENSIONS ARE IN MM [INCHES]
TOLERANCES:
ANGULAR: ± 5°
.X= ± .3 [.01]
.XX= ± .15 [.006]
.XXX= ± .050 [.0020]
SURFACE FINISH: 63 R_a
REMOVE ALL BURRS AND SHARP EDGES .010 MAX

INTERPRET DIMENSIONS AND GEOMETRIC TOLERANCING PER: ANSI Y14.5M-1994

DRAWN	DATE	NAME
JH	9/17/09	JH

THE INFORMATION HEREIN CONTAINS PROPRIETARY INFORMATION OF SULLINS ELECTRONICS AND IS NOT TO BE REPRODUCED, USED OR DISCLOSED TO OTHERS FOR ANY PURPOSE EXCEPT AS SPECIFICALLY AUTHORIZED IN WRITING BY AN OFFICER OF SULLINS ELECTRONICS.

DESCRIPTION HOUSING 2.54mm CC, 1 ROW		
PART NUMBER SWH25B-NULC-S03-UU-BR		
SIZE C	DWG. NO. 11318	REV A
SCALE: 7:1		SHEET 1 OF 1