
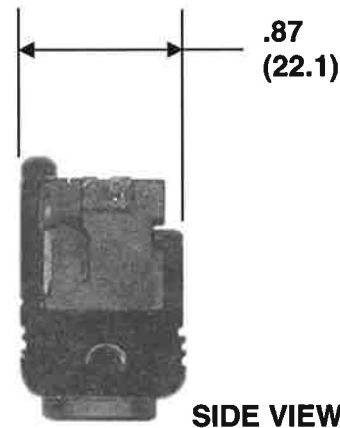




THIS COPY IS PROVIDED ON A RESTRICTED BASIS AND IS NOT TO BE USED IN ANY WAY DETRIMENTAL TO THE INTERESTS OF PANDUIT CORP.

PANDUIT PART NO.	WEIGHT
GPDTM	1.01 LB/ea 458.14 g/ea
GPDTMB	.013 LB/ea 5.95 g/ea
GPDTMH	.128 LB/ea 56.95 g/ea

NOTES:

- SEE CURRENT CATALOG FOR ADDITIONAL PART NUMBER SUFFIXES TO INDICATE PACKAGE QUANTITY.
- PARTS INCLUDED ARE:
 - GPDTM: 4 PAIR MULTIPLE PUNCHDOWN TOOL (INCLUDES ALL COMPONENTS OF GPDTMH)
 - GPDTMB: REPLACEMENT CUTTING BLADE
 - GPDTMH: HEAD FOR IMPACT TERMINATION TOOL CUTTING BLADE AND INSERTION ASSEMBLY.
- DIMENSIONS IN PARENTHESES ARE IN METRIC.
- TERMINATES CABLE ON BOTH CABLE AND CROSSCONNECT SIDES OF Giga-Punch™ CONNECTING BLOCKS. REVERSIBLE BLADE PROVIDES OPTION OF TERMINATING WITHOUT CUTTING WIRE. SEATS 4, PAIR Giga-Punch™ CONNECTING BLOCKS ONTO Giga-Punch™ BASE.



TERMINATION HEAD HOUSING – ALUMINUM
GPDTMH

CUTTING BLADE
GPDTMB

F:\wrkgrp\rvusers\ENGRDOCS\CUST DWG\CG24622B01_01.doc

REV	DATE	BY	CHK	APR	DESCRIPTION	ECN	GPDTM, GPDTMB, GPDTMH					
							CUSTOMER DRAWING					
							ITEM REVISION NAME:		PANDUIT			
							CG24622B01_01					
							UNLESS OTHERWISE SPECIFIED, DIMENSIONAL TOLERANCES ARE:		MATERIAL:			
							(.x) ± — (.xxx) ± —		-----			
							(.xx) ± — ANGLES ± —		DRAWING NUMBER:			
							THIRD ANGLE PROJECTION		CG24622B01			
							DRAWN BY:	DATE:	CHK	SCALE	SHT 1 OF 1	SIZE
							BLR	6-27-14	BJPU	NONE		B
01	6-27-14	BLR			REDRAWN, UPD TEMPLATE AND	4756						