

# Molded Parts Specification Control Drawing

Part Number : 101A041-X-02  
Description : Cap, Round End

If this document is printed it becomes uncontrolled.  
Check for the latest revision.

## NOTES

- All dimensions are in  $\frac{\text{inches}}{\text{[millimeters]}}$
- Dimensions appearing in table are as follows:  
a - As Supplied  
b - After Unrestricted Recovery
- Coating is optional. As supplied dimensions appearing in table are for uncoated parts. When coating is added, entry diameters will be reduced by .06 max.
- Recovered parts may have angularity of 30° - 45°.

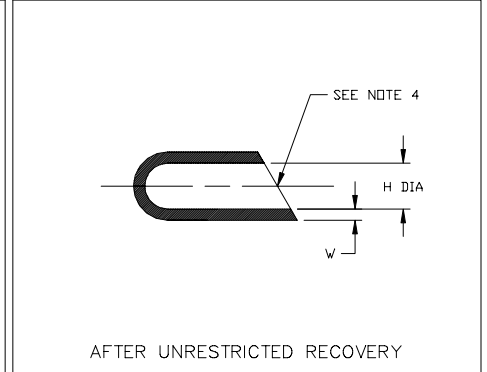
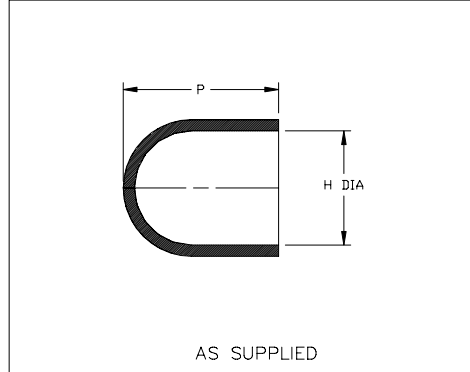


TABLE OF DIMENSIONS				
PART NUMBER	H		P	W
	Min a	Max b	±20% a	±20% b
101A041-X-02	.60 [15,2]	.25 [6,4]	.63 [16,0]	.07 [1,78]



TYCO ELECTRONICS  
307 CONSTITUTION DRIVE  
MENLO PARK, CALIFORNIA 94025

Revision : B  
Date : 10/25/02

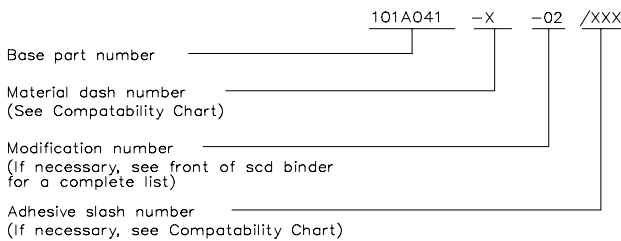
Part Number : 101A041-X-02  
Description : Cap, Round End

# Molded Parts Specification Control Drawing

Part Number : 101A041-X-02  
Description : Cap, Round End

COMPATABILITY CHART					
MATERIAL DASH NO.	MATERIAL DESCRIPTION	RT SPEC	COATING SLASH NO.	COATING S NO.	COATING DESCRIPTION
-3	Polyolefin, Semi-Rigid	RT-301			
-4	Polyolefin, Flexible	RT-1304			

## ORDERING INFORMATION



THIS DRAWING IS SUBJECT TO CHANGE WITHOUT NOTICE; CONSULT YOUR  
NEAREST FIELD REPRESENTATIVE FOR CURRENT REVISION



TYCO ELECTRONICS  
307 CONSTITUTION DRIVE  
MENLO PARK, CALIFORNIA 94025

Revision : B  
Date : 10/25/02

Part Number : 101A041-X-02  
Description : Cap, Round End

CAD FILE MP02133