

PCB terminal block - MKDS 1,5/ 5-5,08 - 1715750

Please be informed that the data shown in this PDF Document is generated from our Online Catalog. Please find the complete data in the user's documentation. Our General Terms of Use for Downloads are valid (<http://phoenixcontact.com/download>)

PCB terminal block, nominal current: 17.5 A, nom. voltage: 400 V, pitch: 5.08 mm, number of positions: 5, connection method: Screw connection with tension sleeve, mounting: Wave soldering, conductor/PCB connection direction: 0°, color: green. The article can be aligned to create different nos. of positions!




The figure shows a 10-position version of the product

Why buy this product

- Well-known connection principle allows worldwide use
- Low temperature rise, thanks to maximum contact force
- Allows connection of two conductors
- The latching on the side enables various numbers of positions to be combined



Key Commercial Data

Packing unit	250 STK
GTIN	 4 017918 230012
GTIN	4017918230012

Technical data

Dimensions

Length [l]	9.8 mm
Pitch	5.08 mm
Dimension a	20.32 mm
Width [w]	25.4 mm
Constructional height	13.8 mm
Height [h]	17.3 mm
Solder pin [P]	3.5 mm
Pin dimensions	0,9 x 0,9 mm
Hole diameter	1.3 mm

General

Range of articles	MKDS 1,5
-------------------	----------

PCB terminal block - MKDS 1,5/ 5-5,08 - 1715750

Technical data

General

Insulating material group	I
Rated surge voltage (III/3)	4 kV
Rated surge voltage (III/2)	4 kV
Rated surge voltage (II/2)	4 kV
Rated voltage (III/3)	250 V
Rated voltage (III/2)	400 V
Rated voltage (II/2)	630 V
Connection in acc. with standard	EN-VDE
Nominal current I_N	17.5 A
Nominal cross section	1.5 mm ²
Maximum load current	22 A
Insulating material	PA
Flammability rating according to UL 94	V0
Internal cylindrical gage	A1
Stripping length	7 mm
Number of positions	5
Screw thread	M3
Tightening torque, min	0.5 Nm
Tightening torque max	0.6 Nm

Connection data

Conductor cross section solid min.	0.14 mm ²
Conductor cross section solid max.	2.5 mm ²
Conductor cross section flexible min.	0.14 mm ²
Conductor cross section flexible max.	1.5 mm ²
Conductor cross section flexible, with ferrule without plastic sleeve min.	0.25 mm ²
Conductor cross section flexible, with ferrule without plastic sleeve max.	1.5 mm ²
Conductor cross section flexible, with ferrule with plastic sleeve min.	0.25 mm ²
Conductor cross section flexible, with ferrule with plastic sleeve max.	1.5 mm ²
Conductor cross section AWG min.	26
Conductor cross section AWG max.	14
2 conductors with same cross section, solid min.	0.14 mm ²
2 conductors with same cross section, solid max.	1 mm ²
2 conductors with same cross section, stranded min.	0.14 mm ²
2 conductors with same cross section, stranded max.	0.75 mm ²
2 conductors with same cross section, stranded, ferrules without plastic sleeve, min.	0.25 mm ²
2 conductors with same cross section, stranded, ferrules without plastic sleeve, max.	0.5 mm ²
2 conductors with same cross section, stranded, TWIN ferrules with plastic sleeve, min.	0.5 mm ²

PCB terminal block - MKDS 1,5/ 5-5,08 - 1715750

Technical data

Connection data

2 conductors with same cross section, stranded, TWIN ferrules with plastic sleeve, max.	1 mm ²
---	-------------------

Standards and Regulations

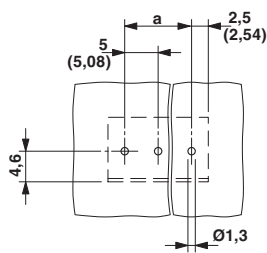
Connection in acc. with standard	EN-VDE
	CSA
Flammability rating according to UL 94	V0

Environmental Product Compliance

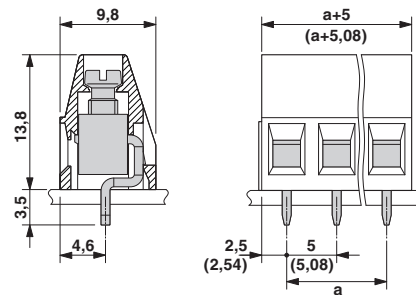
REACH SVHC	Lead 7439-92-1
China RoHS	Environmentally Friendly Use Period = 50
	For details about hazardous substances go to tab "Downloads", Category "Manufacturer's declaration"

Drawings

Drilling diagram



Dimensional drawing



Approvals

Approvals

Approvals

CSA / SEV / CCA / EAC / cULus Recognized / DNV GL / IECCE CB Scheme

Ex Approvals

Approval details

CSA		http://www.csagroup.org/services-industries/product-listing/	13631
	D	B	
Nominal voltage UN	300 V	300 V	

PCB terminal block - MKDS 1,5/ 5-5,08 - 1715750

Approvals

	D	B
Nominal current IN	10 A	10 A
mm ² /AWG/kcmil	28-14	28-14

SEV		https://www.electrosuisse.ch/en/meta/shop/product-certificates.html	IK-4199
Nominal voltage UN	250 V		
Nominal current IN	24 A		
mm ² /AWG/kcmil	2.5		

CCA			IK-3249
Nominal voltage UN	250 V		
mm ² /AWG/kcmil	2.5		

EAC		B.01742	
-----	--	---------	--

cULus Recognized		http://database.ul.com/cgi-bin/XYV/template/LISEXT/1FRAME/index.htm	E60425-19770427
	D	B	
Nominal voltage UN	300 V	300 V	
Nominal current IN	10 A	15 A	
mm ² /AWG/kcmil	30-14	30-14	

DNV GL	http://exchange.dnv.com/tari/	TAE00001EV
--------	---	------------

IECEE CB Scheme		http://www.iecee.org/	CH-8225
Nominal voltage UN	250 V		
Nominal current IN	24 A		
mm ² /AWG/kcmil	2.5		

Phoenix Contact 2018 © - all rights reserved
<http://www.phoenixcontact.com>

PHOENIX CONTACT GmbH & Co. KG
Flachmarktstr. 8
32825 Blomberg
Germany
Tel. +49 5235 300
Fax +49 5235 3 41200
<http://www.phoenixcontact.com>