



Receptacles

#16 AWG PVC 12-inch leads – U.S. color code, epoxy potted
 Straight, 90° and flange mount in male and female versions
 Low-resistance contact design with gold/palladium nickel plating

	2P	3P	4P	5P	6P
MALE FACE VIEW					
COLOR CODE	1- white 2- black	1- green-gnd 2- black 3- white	1- black 3- red 2- white 4- green-gnd	1- white 4- orange 2- red 5- black 3- green-gnd	1- white 4- orange 2- red 5- black 3- green-gnd 6- blue
VOLTAGE	600V AC/DC	600V AC/DC	600V AC/DC	600V AC/DC	600V AC/DC
CURRENT	13A	13A	10A	8A	8A
CONDUCTOR	#16-2	#16-3	#16-4	#16-5	#16-6

MALE	FIG	RECEPTACLES WITH #16 AWG PVC LEADS 12 INCHES LONG				
STRAIGHT	1	1R2006A20A120	1R3006A20A120	1R4006A20A120	1R5006A20A120	1R6006A20A120
90°	3	1R2007A20A120	1R3007A20A120	1R4007A20A120	1R5007A20A120	1R6007A20A120
FLANGE MOUNT	2	1R2G06A20A120	1R3G06A20A120	1R4G06A20A120	1R5G06A20A120	1R6G06A20A120
FEMALE	FIG	RECEPTACLES WITH #16 AWG PVC LEADS 12 INCHES LONG				
STRAIGHT	1	1R2004A20A120	1R3004A20A120	1R4004A20A120	1R5004A20A120	1R6004A20A120
90°	3	1R2005A20A120	1R3005A20A120	1R4005A20A120	1R5005A20A120	1R6005A20A120
FLANGE MOUNT	2	1R2G04A20A120	1R3G04A20A120	1R4G04A20A120	1R5G04A20A120	1R6G04A20A120

PART NO.	ACCESSORIES
5601	Locknut 1/2"-14NPT, zinc plated steel
5611	Gasket, black neoprene

CATALOG OPTIONS

Use the following chart to modify your part's specifications

1R2006A20A1201

CABLE LENGTH

3'	F030
6'	F060

SHELL

STAINLESS STEEL SHELL	.ADD 1
NON-METALLIC SHELL	.ADD 2

(AVAILABLE ON MALE & FEMALE STRAIGHT RECEPTACLES ONLY)

Specifications



MECHANICAL

SHELL: ZINC DIECAST W/ BLACK EPOXY COAT, OPTIONAL STAINLESS STEEL TYPE 303 OR NON-METALLIC GRAY NYLON 6/6

90°: ZINC DIECAST W/ BLACK E-COAT FLANGE MOUNT: GRAY ANODIZED ALUMINUM

INSERT: PVC - UL STD 94 - V0
 CONDUCTORS: #16 AWG, PVC INSULATION OVER 26 X #30 COPPER STRANDING, 600V, UL STYLE I015 CSA TEW

ELECTRICAL

VOLTAGE RATING: 600 V AC/DC
 AMPERAGE: 2P - 13A

3P - 13A
 4P - 10A
 5P - 8A
 6P - 8A

ENVIRONMENTAL

PROTECTION: IP 68, NEMA 6P
 AMBIENT OPERATING TEMP: -4° TO 221° F (-20° TO 105° C)

CERTIFICATIONS

UL: UL RECOGNIZED, FILE NO. E46237
 CSA: CSA CERTIFIED, FILE NO. LR6837

RECEPTACLE DIMENSIONS

MALE STRAIGHT WITH 1/2" - 14NPT THREADS
 FEMALE STRAIGHT WITH 1/2" - 14NPT THREADS

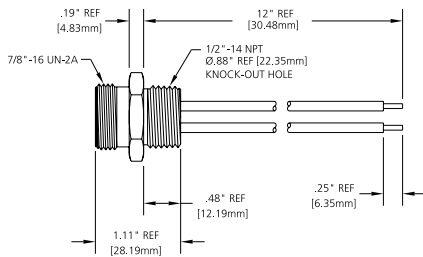
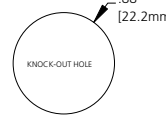
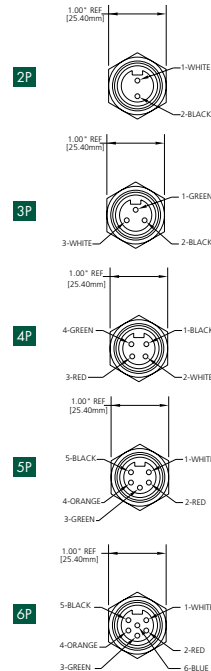


FIG 1

TYPICAL KNOCKOUT



FEMALE FACE VIEW



MALE FLANGE MOUNT
 FEMALE FLANGE MOUNT

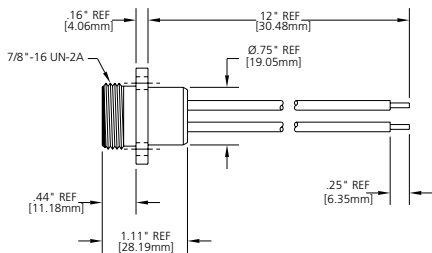
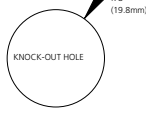
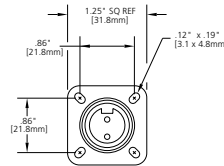


FIG 2

TYPICAL KNOCKOUT



MOUNTING DETAIL



MALE 90° WITH 1/2" - 14NPT THREADS
 FEMALE 90° WITH 1/2" - 14NPT THREADS

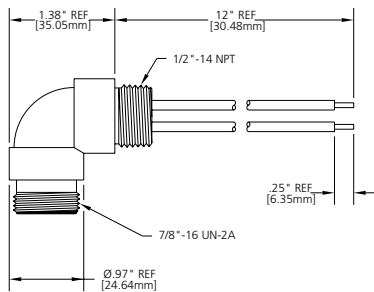
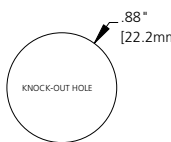
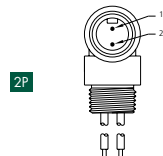


FIG 3

TYPICAL KNOCKOUT



TYPICAL MALE FACE VIEW



TYPICAL FEMALE FACE VIEW

