

INTERCONNECTS

SERIES 301, 310, 350, 399 • .100" GRID (.018" DIA.) PINS, STRAIGHT AND RIGHT ANGLE • SINGLE ROW STRIPS

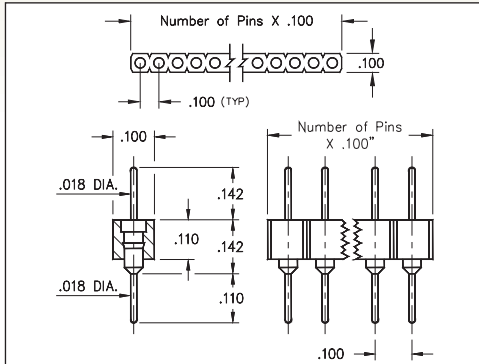


FIG. 1

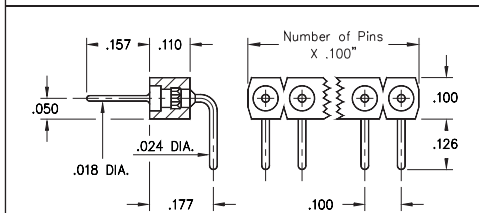


FIG. 2

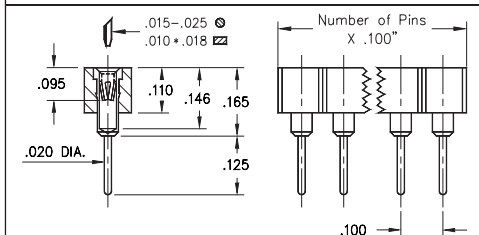


FIG. 3

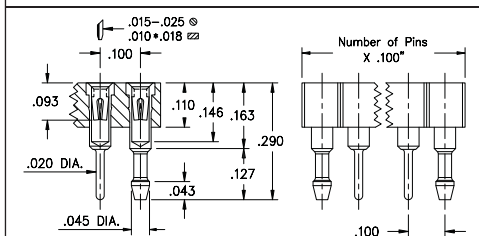


FIG. 4

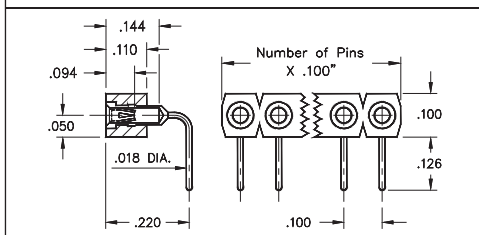


FIG. 5

- Series 3XX are available with straight and right angle solder tails
- Series 350 & 399...009 use MM #3404 and #5011 pins. See pages 212 & 214 for details
- Series 301, 310 & 399...003 use MM #0156, #1001 & #1103 receptacles. See pages 165 and 166 for details
- Receptacles use Hi-Rel, 4-finger #30 BeCu contact rated at 3 amps. See page 253 for details
- Insulators are high temperature thermoplastic, suitable for all soldering operations



ORDERING INFORMATION

FIG. 1	Series 350...006	Straight Pin Header							
	350-XX-1__-00-006000	Specify number of pins \uparrow 01-64							
FIG. 2	Series 399...009	Right Angle Pin Header							
	399-XX-1__-10-009000	Specify number of pins \uparrow 02-64							
SPECIFY PLATING CODE XX=		10	90	40					
Pin Plating		10 μ " Au	200 μ " Sn/Pb	200 μ " Sn					
FIG. 3	Series 310...001	Solder Tail Socket							
	310-XX-1__-41-001000	Specify number of pins \uparrow 01-64							
FIG. 4	Series 301...056	Socket with Retention Pins							
	301-43-1__-41-560000	Specify number of pins \uparrow 03-64							
FIG. 5	Series 399...003	Right Angle Socket							
	399-XX-1__-10-003000	Specify number of pins \uparrow 02-64							
SPECIFY PLATING CODE XX=		11	13	91	93	99	41	43	44
Sleeve (Pin)		10 μ " Au	10 μ " Au	200 μ " Sn/Pb	200 μ " Sn/Pb	200 μ " Sn/Pb	200 μ " Sn	200 μ " Sn	200 μ " Sn
Contact (Clip)		10 μ " Au	30 μ " Au	10 μ " Au	30 μ " Au	100 μ " Sn/Pb	10 μ " Au	30 μ " Au	100 μ " Sn

★ 41, 91 & 99 Platings Non-Standard

