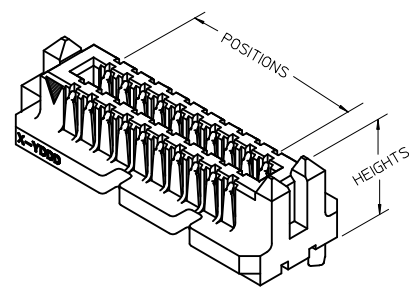


10 POSITION SHOWN



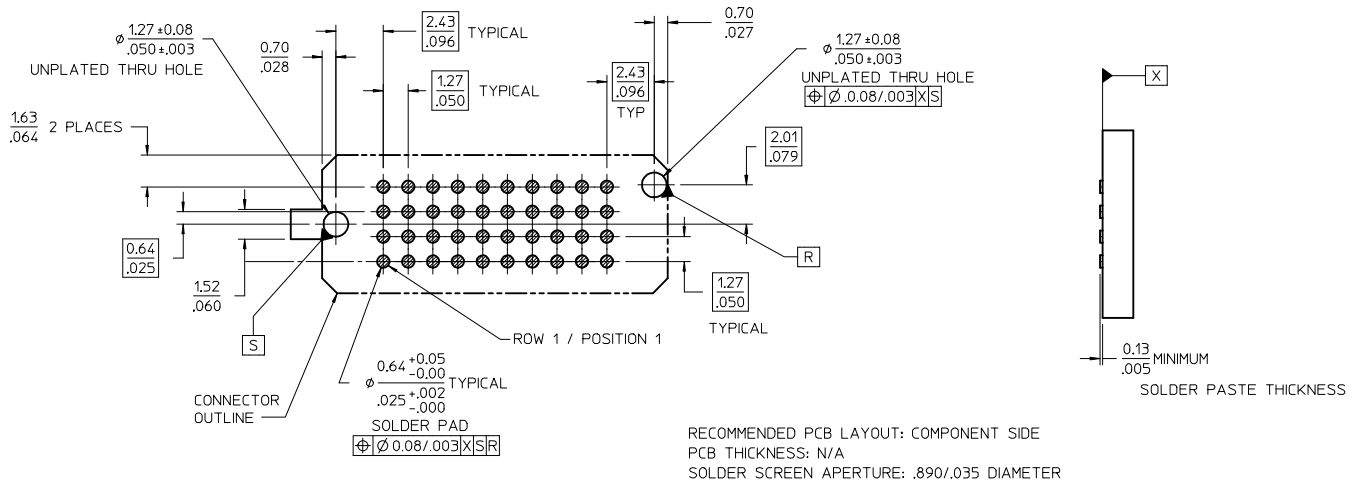
- NOTES:
- MATERIALS: HOUSING: GLASS FILLED LCP (LIQUID CRYSTAL POLYMER), UL94V-0, BLACK
CONTACTS: COPPER ALLOY
SOLDER CHARGE: 95.5% TIN, 3.8% SILVER, 0.7 % COPPER
 - FINISHES:
CONTACT AREA: 30 MICROINCH MINIMUM GOLD
TAIL AREA:
-*** ASSEMBLIES: 7 MICROINCH MINIMUM GOLD
ALL OTHER ASSEMBLIES: 50 MICROINCH MINIMUM TIN
ENTIRE TERMINAL: NICKEL UNDERPLATE
 - PRODUCT SPECIFICATION: PS-45970-001
 - PACKAGING SPECIFICATION: PK-45970-002 (TAPE AND REEL)
 - MATES WITH SEARAY RECEPTACLE ASSEMBLY SERIES 46557
 - APPLICATION SPECIFICATION: AS-45970-001
 - COSMETIC SPECIFICATION: PS-45499-002 CLASS B
 - PART STATUS: CONTACT MOLEX

POSITIONS	DIM G		TOTAL NUMBER OF EDGE NOTCHES
10	17.69/1.698	0.15/0.006	4
15	24.04/1.948	0.15/0.006	6
20	30.39/2.198	0.15/0.006	10
25	36.74/2.448	0.15/0.006	12
30	43.09/2.698	0.15/0.006	14
35	49.44/2.948	0.15/0.006	16
40	55.79/3.198	0.15/0.006	20
45	62.14/3.448	0.23/0.009	22
50	68.49/3.698	0.23/0.009	24

EDGE NOTCHES- SEE TABLE
(THE NUMBER OF NOTCHES INCREASES AS
THE NUMBER OF POSITIONS INCREASES)

ADD PNP PAD DIMS EC NO: UCP2015-5493 DRW: BARKER 2015/05/18 CHKD: TIBARRA 2015/08/04 APPR: MILLER 2015/08/07	QUALITY SYMBOLS	GENERAL TOLERANCES (UNLESS SPECIFIED)	DIMENSION STYLE	SCALE	DESIGN UNITS	THIRD ANGLE PROJECTION	
	$\nabla = 0$	mm INCH	MM/IN	4:1	INCH		
	$\nabla = 0$	4 PLACES ± --- ± ---	DRAWN BY DATE	SEARAY SLIM (4 ROW) PLUG, ASSEMBLY 1.27/.050 PITCH molex SD-46556-001			
	$\nabla = 0$	3 PLACES ± --- ± .010	TGREGORI 2007/05/17				
$\nabla = 0$	2 PLACES ± 0.25 ± .015	JCOMERC I 2007/05/17					
	1 PLACE ± 0.38 ± ---	APPROVED BY DATE	JCOMERC I 2010/03/05	DOCUMENT NO.		SHEET NO.	
	0 PLACE ± ±	ANGULAR ± 1/2°	SEE TABLE SHT 3	SD-46556-001		1 OF 3	
		DRAFT WHERE APPLICABLE MUST REMAIN WITHIN DIMENSIONS	SIZE B	THIS DRAWING CONTAINS INFORMATION THAT IS PROPRIETARY TO MOLEX INCORPORATED AND SHOULD NOT BE USED WITHOUT WRITTEN PERMISSION			

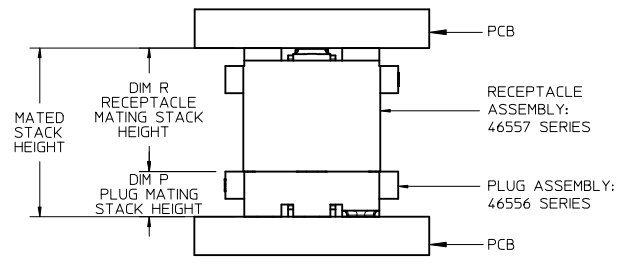
10 9 8 7 6 5 4 3 2 1



RECOMMENDED PCB LAYOUT: COMPONENT SIDE
 PCB THICKNESS: N/A
 SOLDER SCREEN APERTURE: .890/.035 DIAMETER

		DIM R RECEPTACLE STACK HEIGHT					
		MM	5.0	6.0	6.5	7.5	8.0
DIM P PLUG STACK HEIGHT	2.0	7.0	8.0	8.5	9.5	10.0	
	3.0	8.0	9.0	9.5	10.5	11.0	
	3.5	8.5	9.5	10.0	11.0	11.5	
	2.5	7.5	8.5	9.0	10.0	10.5	
	4.5	9.5	10.5	11.0	12.0	12.5	
	5.0	10.0	11.0	11.5	12.5	13.0	
	7.0	12.0	13.0	13.5	14.5	15.0	

MATED STACK HEIGHTS
 GIVEN IN MILLIMETERS (MM) FOR REFERENCE ONLY



STACK HEIGHTS
 GIVEN IN MILLIMETERS (MM) FOR REFERENCE ONLY

SEE SHEET 1 EC NO: UCP2015-5493 DRW: BARKER 2015/05/18 CHKD: TIBARRA 2015/08/04 APPR: MILLER 2015/08/07	QUALITY SYMBOLS	GENERAL TOLERANCES (UNLESS SPECIFIED)		DIMENSION STYLE		SCALE	DESIGN UNITS	THIRD ANGLE PROJECTION		
		mm	INCH	MM/IN		4:1	INCH			
	$\nabla = 0$	4 PLACES	± ---	± ---	DRAWN BY	DATE	TITLE SEARAY SLIM (4 ROW) PLUG, ASSEMBLY 1.27/.050 PITCH molex MATERIAL NO. SEE TABLE SHT 3 DOCUMENT NO. SD-46556-001 SHEET NO. 2 OF 3			
	$\nabla = 0$	3 PLACES	± ---	± .010	TGREGORI	2007/05/17				
	$\nabla = 0$	2 PLACES	± 0.25	± .015	CHECKED BY	DATE				
	1 PLACE	± 0.38	± ---	JCOMERCI	2007/05/17					
	0 PLACE	±	±	APPROVED BY	DATE					
		ANGULAR ± 1/2°		JCOMERCI	2010/03/05					
	DRAFT WHERE APPLICABLE MUST REMAIN WITHIN DIMENSIONS		SIZE B		THIS DRAWING CONTAINS INFORMATION THAT IS PROPRIETARY TO MOLEX INCORPORATED AND SHOULD NOT BE USED WITHOUT WRITTEN PERMISSION					

9 8 7 6 5 4 3 2 1

10 9 8 7 6 5 4 3 2 1

DIM P:	2.0 MM	3.0 MM	3.5 MM	2.5 MM	4.5 MM	5.0 MM	7.0 MM
DIM H:	5.61/.221	6.60/.260	7.11/.280	6.12/.241	8.10/.319	8.61/.339	10.71/.418
POSITIONS	MATERIAL NO	MATERIAL NO	MATERIAL NO	MATERIAL NO	MATERIAL NO	MATERIAL NO	MATERIAL NO
10	46556-1145	46556-1245	46556-1345	46556-1445	46556-1545	46556-1645	46556-1745
20	46556-2145	46556-2245	46556-2345	46556-2445	46556-2545	46556-2645	46556-2745
30	46556-3145	46556-3245	46556-3345	46556-3445	46556-3545	46556-3645	46556-3745
40	46556-4145	46556-4245	46556-4345	46556-4445	46556-4545	46556-4645	46556-4745
50	46556-5145	46556-5245	46556-5345	46556-5445	46556-5545	46556-5645	46556-5745
15	46556-6145	46556-6245	46556-6345	46556-6445	46556-6545	46556-6645	46556-6745
25	46556-7145	46556-7245	46556-7345	46556-7445	46556-7545	46556-7645	46556-7745
35	46556-8145	46556-8245	46556-8345	46556-8445	46556-8545	46556-8645	46556-8745
45	46556-9145	46556-9245	46556-9345	46556-9445	46556-9545	46556-9645	46556-9745

MATING STACK HEIGHTS (DIMENSION P)
GIVEN IN MILLIMETERS (MM) FOR REFERENCE ONLY

SEE SHEET 1 EC NO: UCP2015-5493 DRW: BARKER 2015/05/18 CHKD: TIBARRA 2015/08/04 APPR: SMILLER 2015/08/07	QUALITY SYMBOLS	GENERAL TOLERANCES (UNLESS SPECIFIED)	DIMENSION STYLE	SCALE	DESIGN UNITS	THIRD ANGLE PROJECTION
	$\nabla F/0$ $\nabla E/0$ $\nabla D/0$	mm INCH 4 PLACES ± --- ± --- 3 PLACES ± --- ± .010 2 PLACES ± 0.25 ± .015 1 PLACE ± 0.38 ± --- 0 PLACE ± ±	MM/IN	1:1	INCH	
	DESCRIPTION	ANGULAR ±1/2° DRAFT WHERE APPLICABLE MUST REMAIN WITHIN DIMENSIONS	DRAWN BY DATE T GREGORI 2007/05/17 CHECKED BY DATE J COMERC I 2007/05/17 APPROVED BY DATE J COMERC I 2010/03/05	TITLE	SEARAY SLIM (4 ROW) PLUG, ASSEMBLY 1.27/.050 PITCH	
	REV		MATERIAL NO.	DOCUMENT NO.	SHEET NO. 3 OF 3	



THIS DRAWING CONTAINS INFORMATION THAT IS PROPRIETARY TO MOLEX INCORPORATED AND SHOULD NOT BE USED WITHOUT WRITTEN PERMISSION

9 8 7 6 5 4 3 2 1