







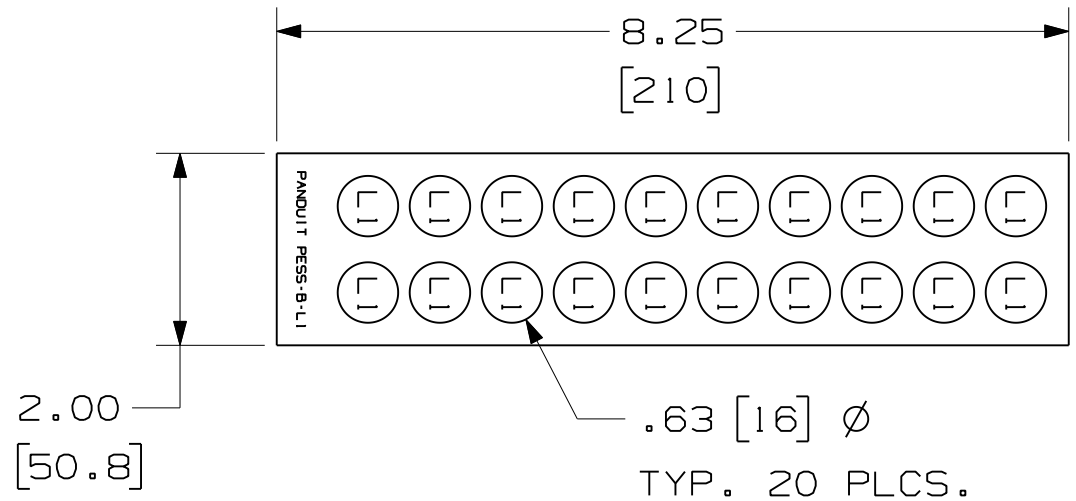


PART NO.	COLOR: BACKGROUND/P RINT	SYMBOL 
PESS-B-L1	BLACK/WHITE	
PESS-B-L2	BLACK/WHITE	
PESS-B-L3	BLACK/WHITE	
PESS-B-N	BLUE/WHITE	
PESS-B-CE	WHITE/BLACK	
PESS-B-SS	WHITE/BLACK	
PESS-B-ES	WHITE/BLACK	



NOTES:

1. MILLIMETERS ARE IN [].
2. 20 MARKERS PER CARD.
3. 10 CARDS PER PACKAGE.

CAD FILENAME/LAYERS												
100318JR_DC_C10714/07B												
PANDUIT CORP. TINLEY PARK, ILLINOIS												
CUSTOMER DRAWING PESS-B- * CONDUCTOR IDENTIFICATION LABELS												
UNLESS OTHERWISE SPECIFIED, DIMENSIONAL TOLERANCES ARE: (.X) ± .1 (XXX) ± .025 (.XX) ± .050 ANGLES ± 5°					UNLESS OTHERWISE SPECIFIED, ALL DIMENSIONS ARE GIVEN IN INCHES, THIRD ANGLE PROJECTION.							
1	11/17/11	RVU		UPDATE TABLE WITH BETTER SYMBOLS.	6561	R				DRAWN BY RVU	MAT'L: GMYOL LAMINATED POLYESTER	SCALE NTS
0	11/16/07	RVU		DRAWING RELEASE	5479	R				DATE 7/11/07		DRAWING NO. C10714
REV	DATE	BY	CHK	DESCRIPTION	ECN	R	CUST	SUP		CHK'D <i>[Signature]</i>		DWG A SIZE