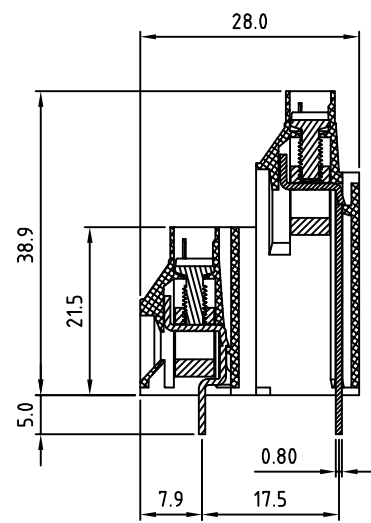
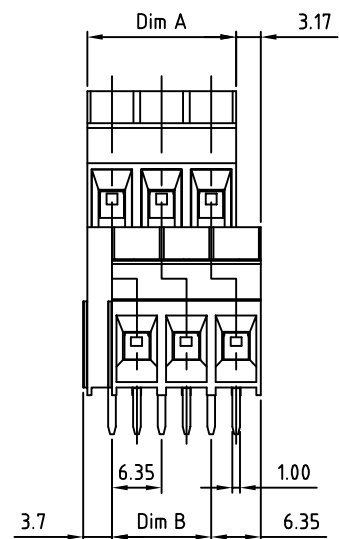
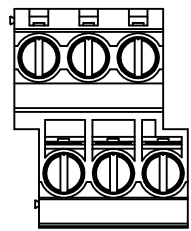


SIGN	DATE	DESCRIPTION	APPROVER
THIS IS CAD DRAWING, DO NOT REVISE MANUALLY!!!			



SECTION A--A

Material

- Terminal body
(metal housing): Brass(CuZn)
- Terminal screw: Steel Zinc plating "-" slot type
- Contacts: Brass
- Surface of solder tail: Tin plated
- Insulator (housing): Thermoplastic (UL94V-0)

Electrical

- Voltage rating: 300VAC
- Current rating: 30A
- Wire range:
Solid wire(AWG): 10-30
Stranded wire(AWG): 10-30
- Torque(Lb-In): 5.2
- Screw: M3
- Wire strip length: 10-11mm
- Withstanding Voltage: 1.6KV
- Operating temperature: -30°C to +105°C
- Soldering temperature: 250°C±10°C/5 Sec
- Safety approval: us

RoHS Compliant

PART NUMBER

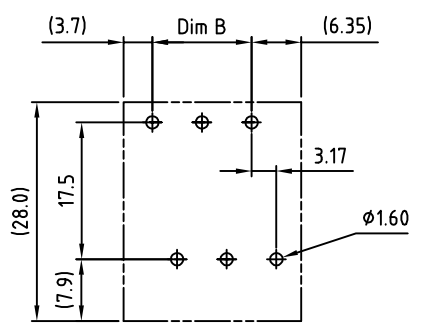
OSTVVXX0150

No. of Poles	COLOR:
04 2x2 Poles	0: Black
06 2x3 Poles	5: Green (Standard)
... ..	6: Blue
48 2x24 Poles	8: Grey

P.C.B LAYOUT

N=Number of poles

Dim A=N/2x6.35
Dim B=(N/2-1)x6.35



THESE DRAWINGS AND SPECIFICATIONS ARE THE PROPERTY OF ON-SHORE TECHNOLOGY, INC. AND SHALL NOT BE REPRODUCED, COPIED OR USED IN ANY MANNER WITHOUT THE PRIOR WRITTEN CONSENT OF ON-SHORE TECHNOLOGY, INC.



TITLE		OSTVV- 6.35mm series			
PART NO.	OSTVVXX0150	DWG NO.	OSTVVXX0150.DWG		
APPROVED	CHECKED	DESIGNED	DRAWN	CUST NO.	Tolerance
Shi Jun 2006.10.20	Marvin 2006.10.20	Marvin 2006.10.20	Marvin 2006.10.20		X. ±0.50 X.X ±0.30 X.XX ±0.10 X° ±1°
				SHEET: 01/01	UNIT: mm SCALE: NONE REV: E