Copyright FCI.

FCIconnect.com

PRODUCT NUMBER	PITCH
YK331xx0x0J0G	8.25 mm

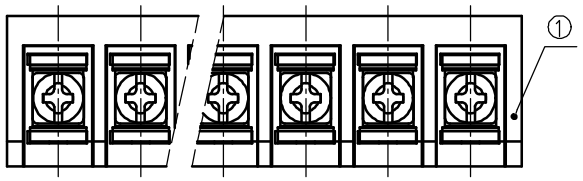

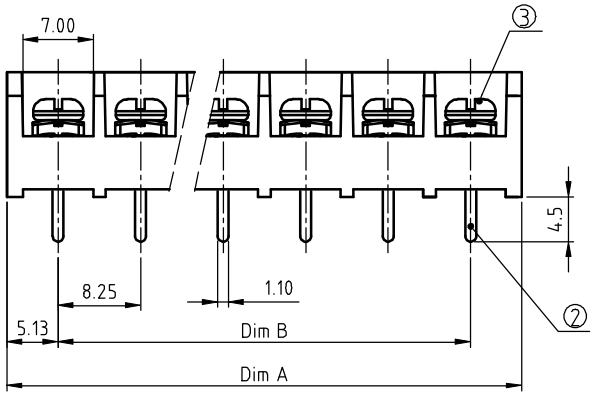

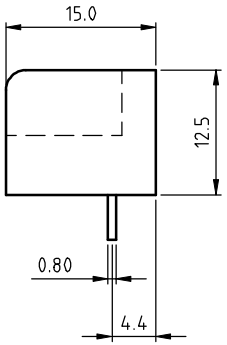

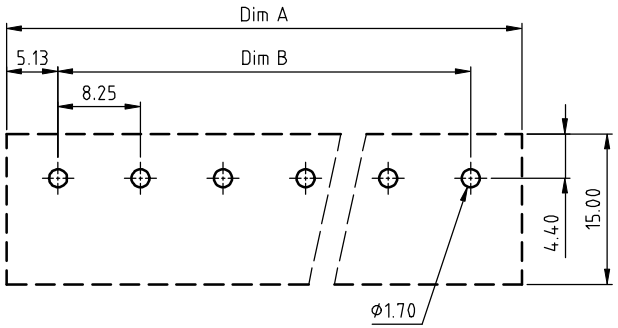

RECOMMENDED P.C.B LAYOUT
TOP VIEW

MATERIALS & ELECTRICAL	cULus / CQC
RATED VOLTAGE & CURRENT:	300 V, 20 A / 300 V, 32 A
WITHSTAND VOLTAGE:	AC 2500V/Min
INSULATION RESISTANCE:	1000 MΩ OR MORE AT DC 500 V
OPERATING TEMPERATURE RANG:	-40 °C +115 °C
SCREW TORQUE VALUE:	8.8 Lb-In
WIRE RANGE:	22 - 12 AWG
1) HOUSING:	Thermoplastic, UL 94 V-0 BLACK
2) TERMINAL:	BRASS, 0.8t
3) TERMINAL SCREWS:	STEEL,M3
APPROVAL:	

DIMENSION

Dim A	N×8.25+2.0
Dim B	(N-1)×8.25

N=Number of poles

Poles	Tolerance
2p-5p	±0.20
6p-10p	±0.25
11p-16p	±0.35
17p-24p	±0.40
25p-32p	±0.50

PART NO.: YK 331xx 0 x 0 J0G

No. of poles
02 2 poles
03 3 poles
... ...
32 32 poles

Plated

Code	Terminal	Screw
0	G/F	G/F
1	G/F	Zinc
2	Tin	G/F
3	Tin	Zinc

RoHS compliant
(lead<4%)
In copper Alloy

mat'l. code				surface ASME Y14.5	tolerance ASME Y14.5	projection	product family TERMINAL BLOCK
ltr	ecn no	dr	date	tolerances unless otherwise specified			title
				angles	linear X.±0.5	MM	TERMINAL BLOCK
					X.X±0.3		BARRIER TYPE
				X°±1°	X.XX±0.1	scale	
				dr	EVAN LU 061614		dwg no YK331xx0x0J0G — sheet 1 of 1 — size A4
				engr	EVAN LU 061614		
				chr	HANKE FENG 061614		
				appd	SHI JUN 061614		type CUSTOMER Drawing
sheet index	revision	A					
	sheet	1					

form: A4mmXLc

PDS: Rev :A STATUS:Released Printed: Jul 16, 2014