


## HER301G-G Thru. HER308G-G

Voltage: 50 to 1000 V

Current: 3.0 A

RoHS Device

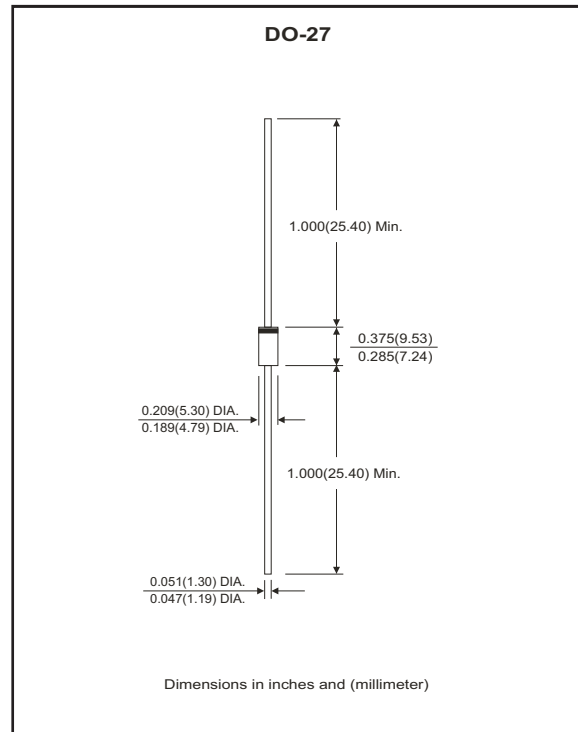


### Features

- Glass passivated chip.
- Low forward voltage.
- High reliability.
- High surge current capability.
- High speed switching.

### Mechanical data

- Case: JEDEC DO-27 molded plastic.
- Epoxy: UL 94V-0 rate flame retardant.
- Polarity: Color band denotes cathode end.
- Lead: Solderable per MIL-STD-202, method 208 guaranteed.
- Mounting position: Any
- Weight: 0.844 grams



### Maximum Ratings and Electrical Characteristics

Ratings at 25°C ambient temperature unless otherwise specified.  
Single phase, half wave, 60Hz, resistive or inductive load.  
For capacitive load, derate current by 20%.

Parameter	Symbol	HER 301G-G	HER 302G-G	HER 303G-G	HER 304G-G	HER 305G-G	HER 306G-G	HER 307G-G	HER 308G-G	Unit	
Maximum repetitive peak reverse voltage @I <sub>T</sub> = 5μA	V <sub>RRM</sub>	50	100	200	300	400	600	800	1000	V	
Maximum RMS voltage	V <sub>RMS</sub>	35	70	140	210	280	420	560	700	V	
Maximum DC blocking voltage	V <sub>DC</sub>	50	100	200	300	400	600	800	1000	V	
Maximum average forward rectified current @T <sub>A</sub> =25°C	I <sub(av)< sub=""></sub(av)<>	3.0								A	
Maximum instantaneous forward voltage at specified current	V <sub>F</sub>	1.0			1.3		1.7			V	
Maximum DC reverse current	I <sub>R</sub>	5.0								μA	
Maximum reverse recovery time (Note 1)	t <sub>rr</sub>	50					75				ns
Operating temperature range	T <sub>J</sub>	-55 ~ +150								°C	
Storage temperature range	T <sub>STG</sub>	-55 ~ +150								°C	

NOTES:

1. Reverse recovery test conditions: I<sub>F</sub>=0.5A, I<sub>R</sub>=1.0A, I<sub>RR</sub>=0.25A(RGI circuit)

## Rating and Characteristic Curves (HER301G-G Thru. HER308G-G)

Fig.1 - Forward Current Derating Curve

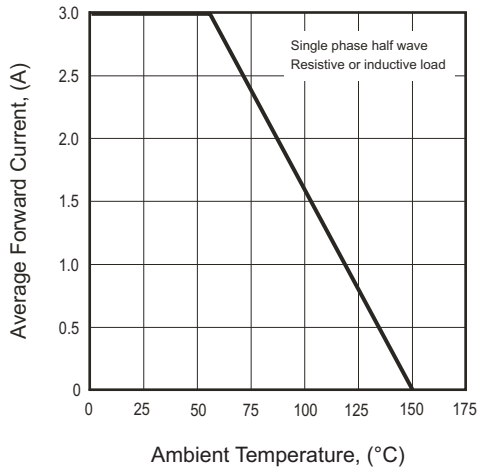


Fig.2 - Typical Forward Characteristics

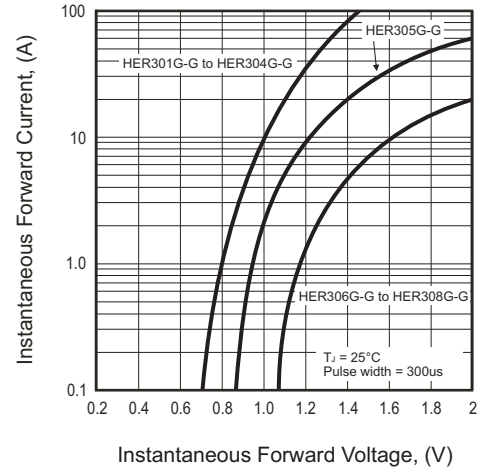


Fig.3 - Peak Forward Surge Current

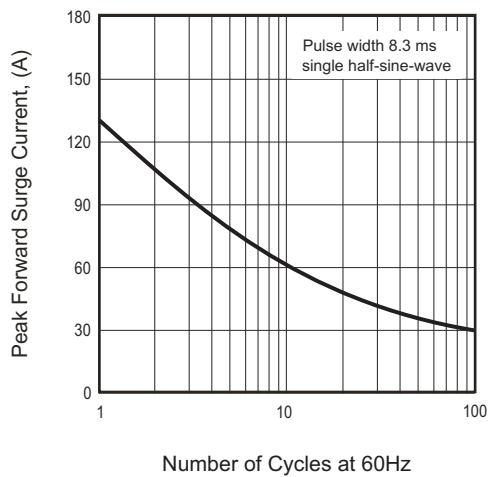
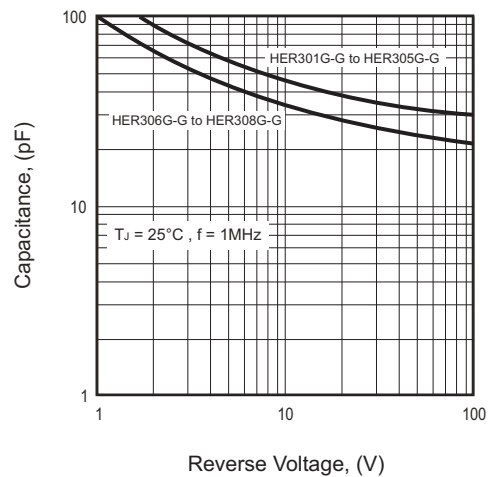
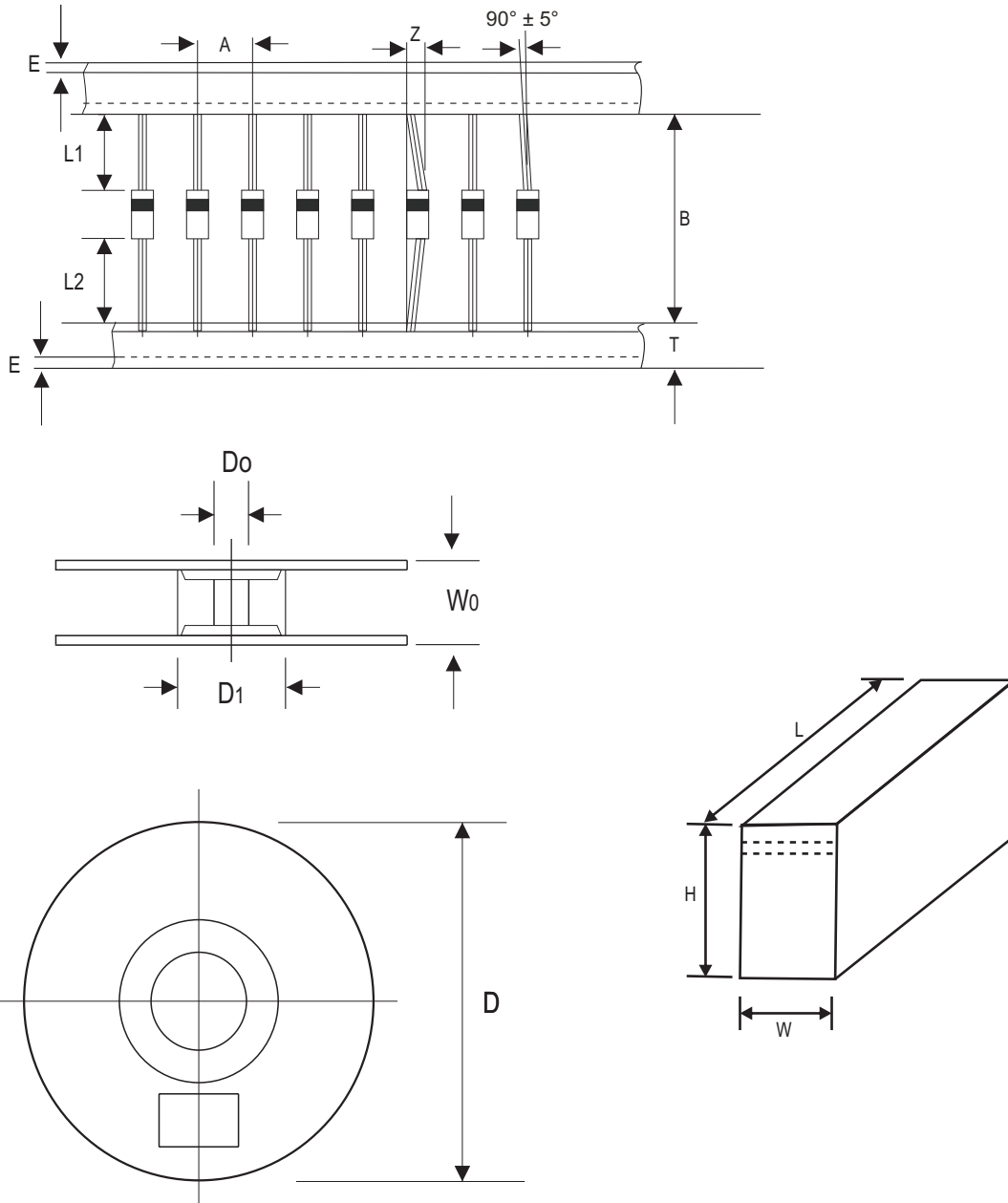


Fig.4 - Typical Junction Capacitance



## Taping Specification For Axial Lead Diodes



DO-27	SYMBOL	A	B	Z	T	E	L1	L2
	(mm)	$10.00 \pm 0.50$	$52.00 \pm 0.50$	1.20 (max)	$6.00 \pm 0.40$	1.00 (max)	1.00 (max)	1.00 (max)
	(inch)	$0.394 \pm 0.020$	$2.047 \pm 0.020$	0.047 (max)	$0.236 \pm 0.016$	0.039 (max)	0.039 (max)	0.039 (max)

DO-27	SYMBOL	D1	D0	D	W0	L	W	H
	(mm)	$85.70 \pm 0.30$	$16.60 \pm 0.40$	330.00	$72.00 \pm 3.00$	260.00	75.00	145.00
	(inch)	$3.374 \pm 0.012$	$0.654 \pm 0.016$	13.000	$2.835 \pm 0.118$	10.236	2.953	5.709

## Marking Code

Part Number	Marking code	Packaging
HER301GA-G	HER301G	AMMO
HER302GA-G	HER302G	AMMO
HER303GA-G	HER303G	AMMO
HER304GA-G	HER304G	AMMO
HER305GA-G	HER305G	AMMO
HER306GA-G	HER306G	AMMO
HER307GA-G	HER307G	AMMO
HER308GA-G	HER308G	AMMO
HER301GB-G	HER301G	BULK
HER302GB-G	HER302G	BULK
HER303GB-G	HER303G	BULK
HER304GB-G	HER304G	BULK
HER305GB-G	HER305G	BULK
HER306GB-G	HER306G	BULK
HER307GB-G	HER307G	BULK
HER308GB-G	HER308G	BULK
HER301GT-G	HER301G	REEL
HER302GT-G	HER302G	REEL
HER303GT-G	HER303G	REEL
HER304GT-G	HER304G	REEL
HER305GT-G	HER305G	REEL
HER306GT-G	HER306G	REEL
HER307GT-G	HER307G	REEL
HER308GT-G	HER308G	REEL



**XXX = Product type marking code**

Note:

1) Suffix code after part number to specify packaging item .

Packaging	Code
AMMO PACK	A
BULK PACK	B
REEL PACK	T

## Standard Packaging

Case Type	AMMO PACK	
	BOX ( pcs )	CARTON ( pcs )
DO-27	1,200	12,000

Case Type	BULK PACK	
	BOX ( pcs )	CARTON ( pcs )
DO-27	200	10,000
	500	12,000

Case Type	REEL PACK	
	REEL ( pcs )	Reel Size (inch)
DO-27	1,200	13