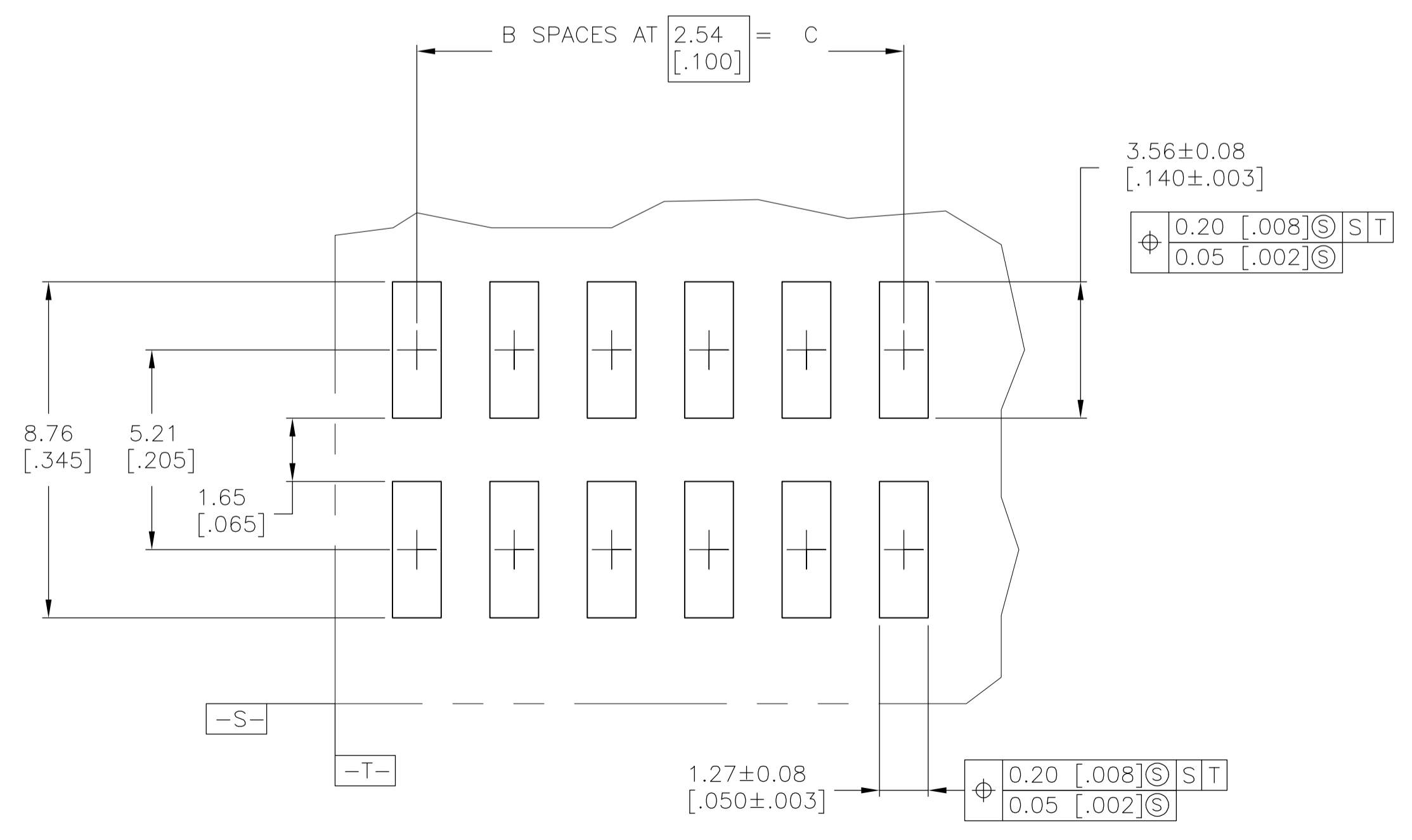
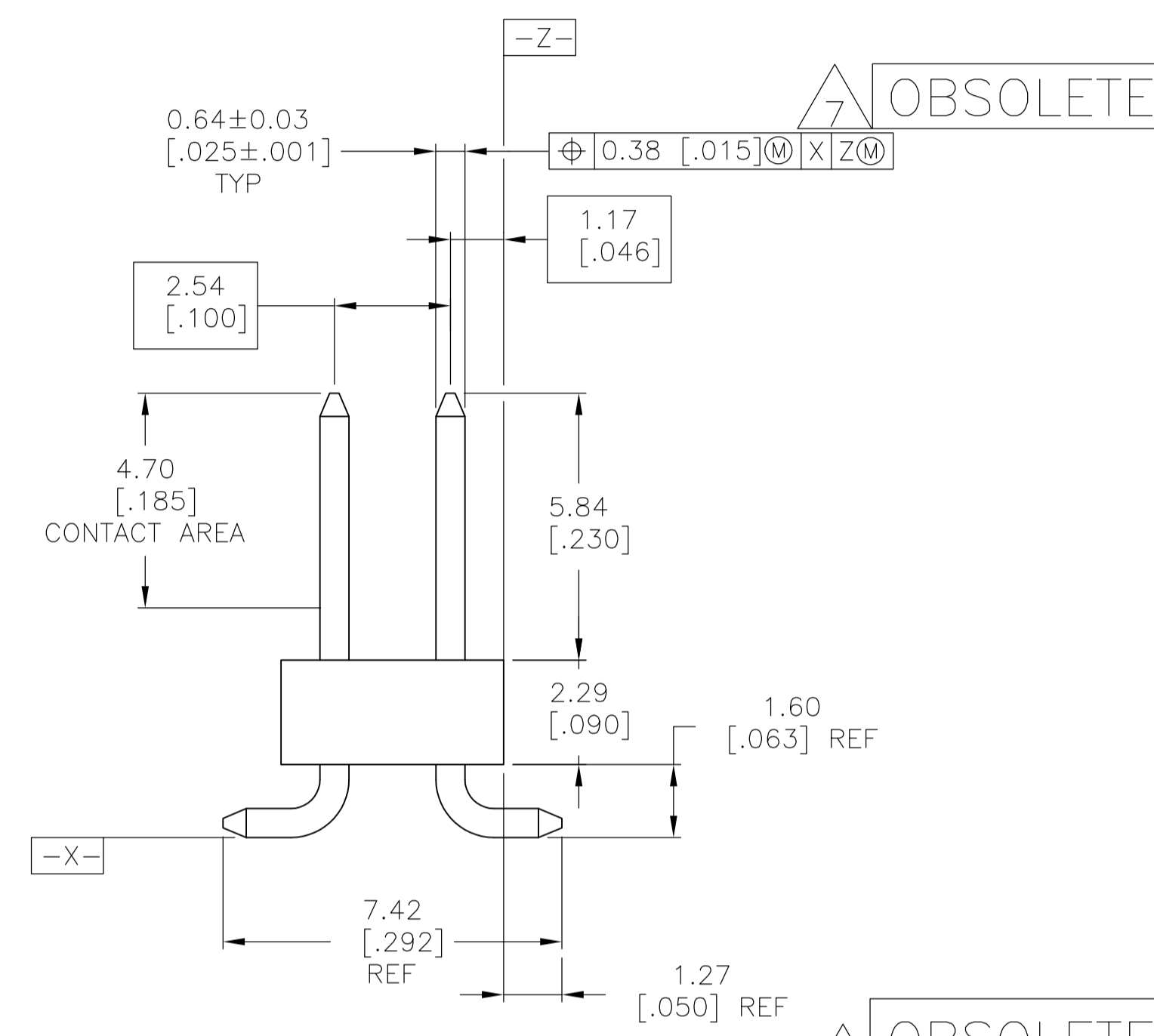
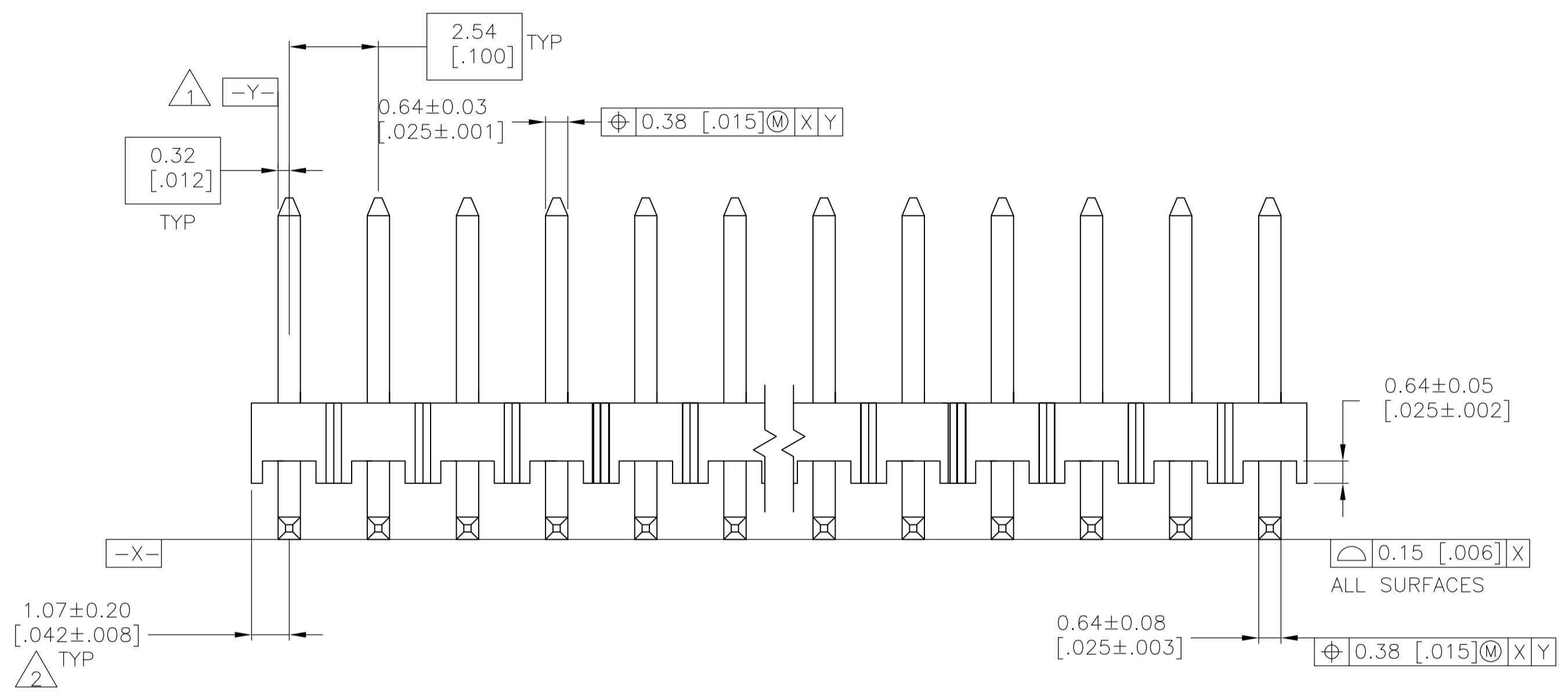
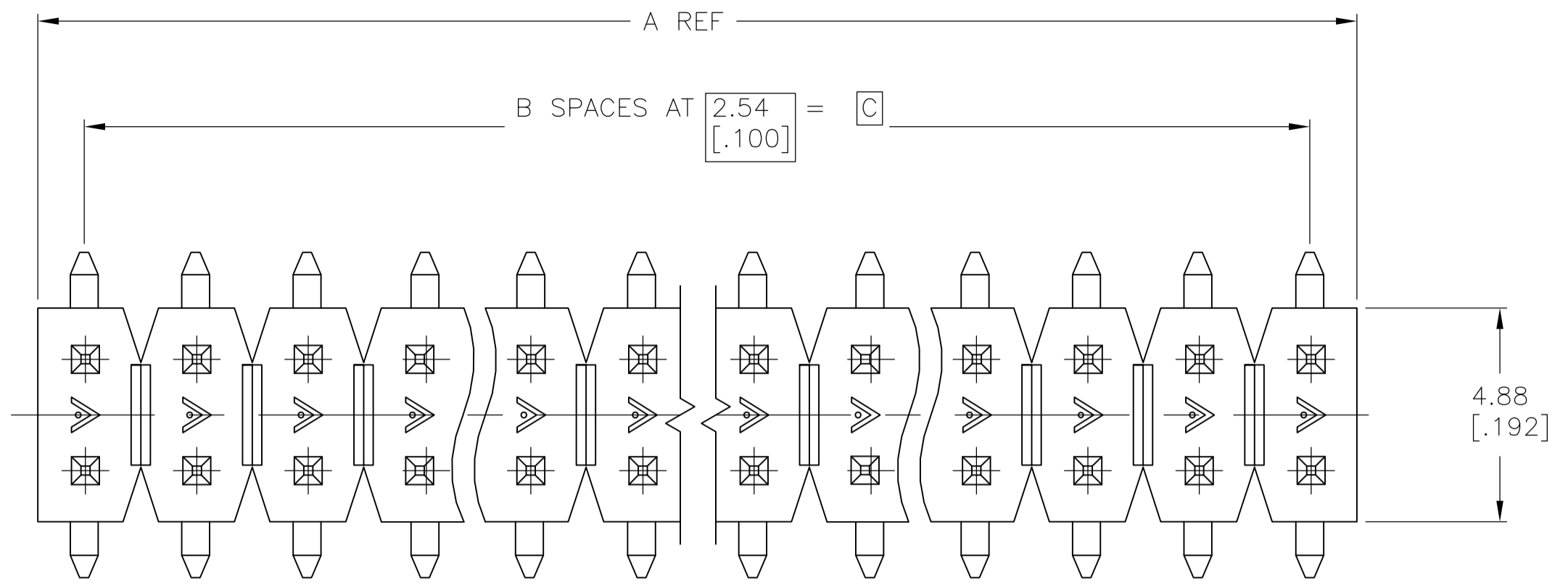


- 1 THE NOTED DIMENSIONS APPLY AT THE INTERSECTION OF THE POST AND THE HOUSING.
- 2 THE NOTED DIMENSION APPLIES FROM THE BASIC DIMENSION (NOT THE POST CENTERLINE) TO THE SURFACE INDICATED.
- 3 0.000762[.000030] GOLD ON CONTACT AREA, 0.00254-0.00508[.000100-.000200] MATTE TIN-LEAD ON SOLDER TAIL, ALL OVER 0.00127[.000050] NICKEL.
- 4 HOUSING: LCP, COLOR-BLACK. POSTS: PHOSPHOR BRONZE.
- 5 0.000762[.000030] GOLD ON CONTACT AREA, 0.00254-0.00508[.000100-.000200] MATTE TIN ON SOLDER TAIL, ALL OVER 0.00127[.000050] NICKEL.
- 6 PRELIMINARY PART - NOT RELEASED FOR PRODUCTION.
- 7 OBSOLETE PARTS: OBSOLETE CIS STREAMLINING PER D.RENAUD/D.SINISI



PLATING	C	B	A	NO OF POSN	PART NUMBER
5	35.56 [1.400]	14	37.69 [1.484]	30	6-146130-4
5	33.02 [1.300]	13	35.15 [1.384]	28	6-146130-3
5	30.48 [1.200]	12	32.61 [1.284]	26	6-146130-2
5	27.94 [1.100]	11	30.07 [1.184]	24	6-146130-1
5	25.40 [1.000]	10	27.53 [1.084]	22	6-146130-0
5	22.86 [.900]	9	24.99 [.984]	20	5-146130-9
5	20.32 [.800]	8	22.45 [.884]	18	5-146130-8
5	17.78 [.700]	7	19.91 [.784]	16	5-146130-7
5	15.24 [.600]	6	17.37 [.684]	14	5-146130-6
5	12.70 [.500]	5	14.83 [.584]	12	5-146130-5
5	10.16 [.400]	4	12.29 [.484]	10	5-146130-4
5	7.62 [.300]	3	9.75 [.384]	8	5-146130-3
5	5.08 [.200]	2	7.21 [.284]	6	5-146130-2
5	2.54 [.100]	1	4.67 [.184]	4	5-146130-1
6	17.78 [.700]	7	19.91 [.784]	16	1-146130-8
6	5.08 [.200]	2	7.21 [.284]	6	1-146130-7
3	35.56 [1.400]	14	37.69 [1.484]	30	1-146130-4
3	33.02 [1.300]	13	35.15 [1.384]	28	1-146130-3
3	30.48 [1.200]	12	32.61 [1.284]	26	1-146130-2
3	27.94 [1.100]	11	30.07 [1.184]	24	1-146130-1
3	25.40 [1.000]	10	27.53 [1.084]	22	1-146130-0
3	22.86 [.900]	9	24.99 [.984]	20	146130-9
3	20.32 [.800]	8	22.45 [.884]	18	146130-8
3	17.78 [.700]	7	19.91 [.784]	16	146130-7
3	15.24 [.600]	6	17.37 [.684]	14	146130-6
3	12.70 [.500]	5	14.83 [.584]	12	146130-5
3	10.16 [.400]	4	12.29 [.484]	10	146130-4
3	7.62 [.300]	3	9.75 [.384]	8	146130-3
3	5.08 [.200]	2	7.21 [.284]	6	146130-2
3	2.54 [.100]	1	4.67 [.184]	4	146130-1

7 SUPERSEDED BY 6-146130-0

RECOMMENDED PCB LAYOUT FOR USE WITH .008 THICK STENCIL

THIS DRAWING IS A CONTROLLED DOCUMENT.

DIMENSIONS: mm [INCHES]	TOLERANCES UNLESS OTHERWISE SPECIFIED:	DIN J.KNAUB 30-09-94	APVD G. DUBNICZKI 30-09-94	NAME
0 PLC ± -	1 PLC ± -	2 PLC ± -	3 PLC ± 0.13[.005]	4 PLC ± -
ANGLES ± -	SEE TABLE	WEIGHT	SIZE A1	CAGE CODE 00779
MATERIAL		FINISH	SCALE 8:1	SHEET 1 OF 1

STE TE Connectivity

SURFACE MOUNT HEADER ASSEMBLY, MOD II, BREAKAWAY, VERTICAL, DOUBLE ROW, .100 X.100 CL, .025 SQ.POST

CUSTOMER DRAWING