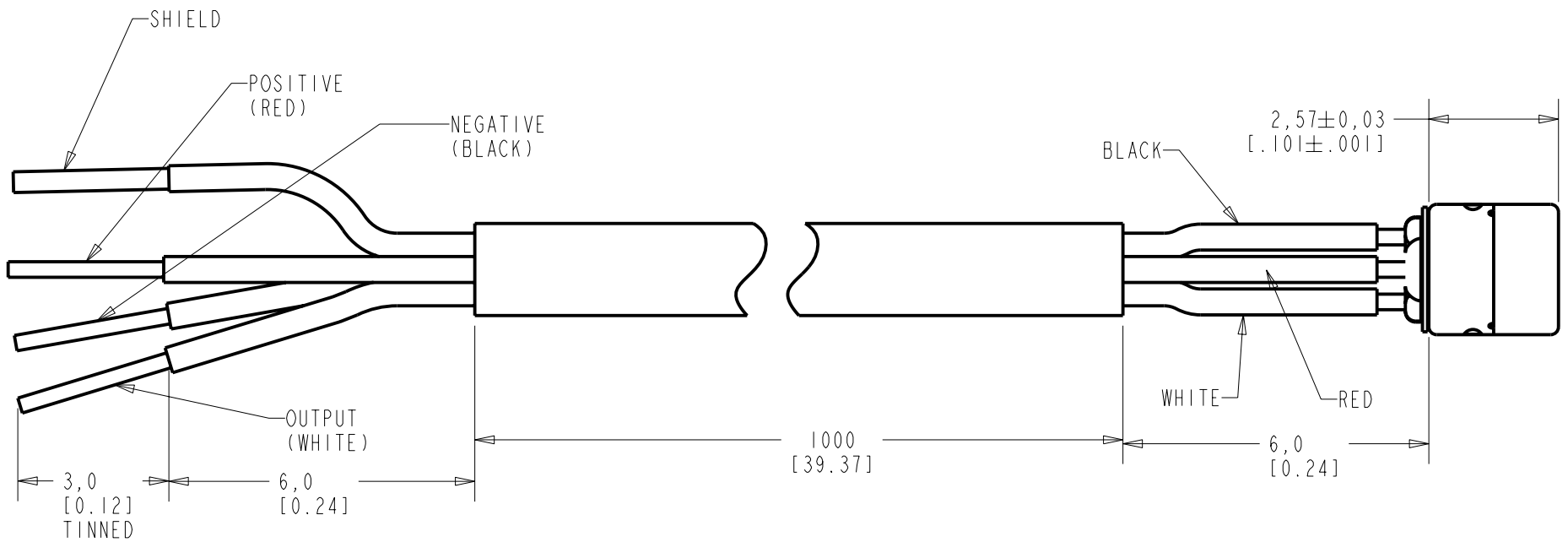


FC-23329-P07
SHT 1.1

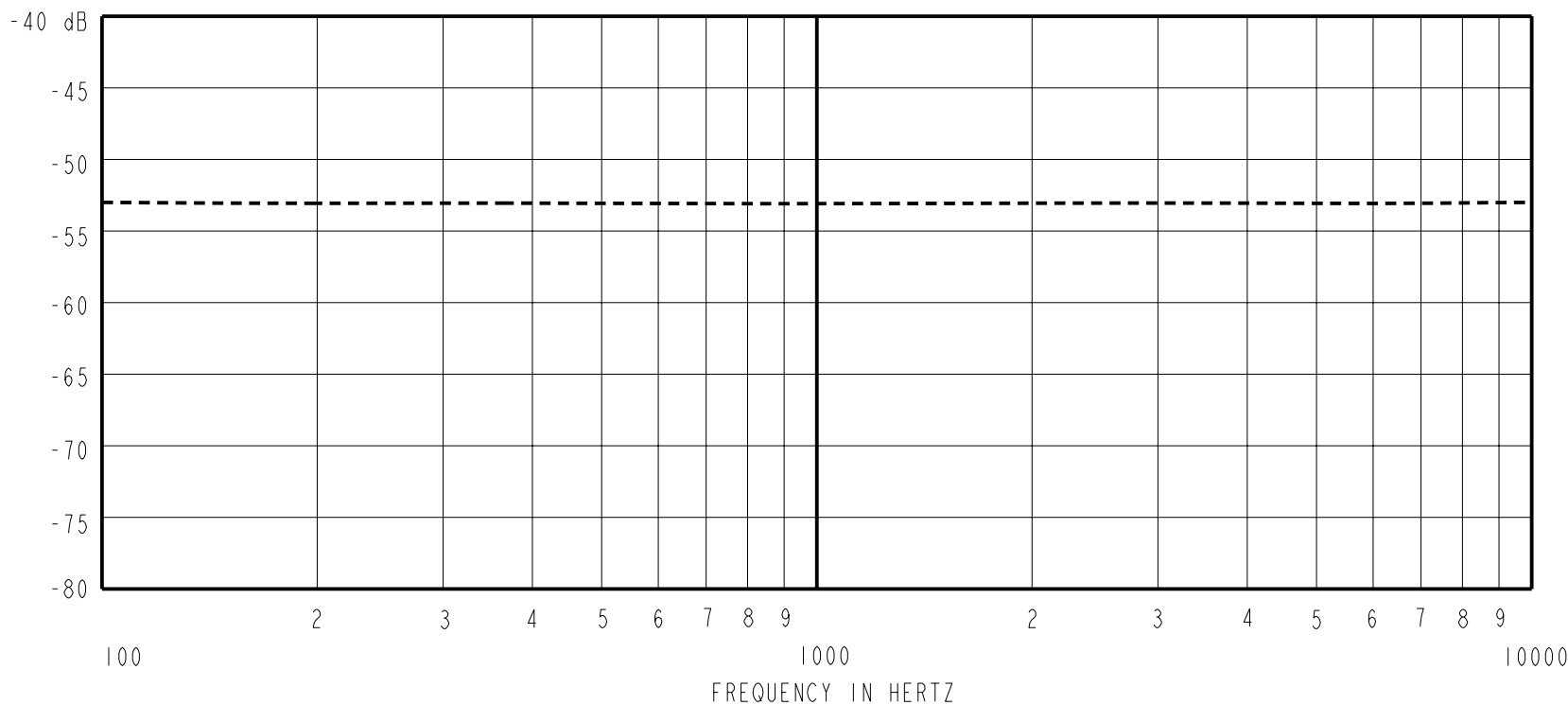


DIMENSIONS IN MILLIMETERS [INCHES]

KNOWLES ELECTRONICS
ITASCA, ILLINOIS U.S.A.

Revision	C.O. #	Implementation Date	RELEASE LEVEL	REVISION
FALSE	MI0100901	11-21-05	Released	A
SCALE: 8:1			DR. BY	DATE
DO NOT SCALE DRAWING			MMM	11-21-05
TITLE: MICROPHONE / CABLE			FC-23329-P07	CK. BY
OUTLINE DRAWING			SHT 1.1	DATE
			GJP	11-22-05
			APP. BY	DATE
			GJP	11-22-05

SENSITIVITY IN dB RELATIVE TO 1.0 VOLT/0.1 Pa (N/M²)
FOR CONDITIONS SHOWN BELOW.



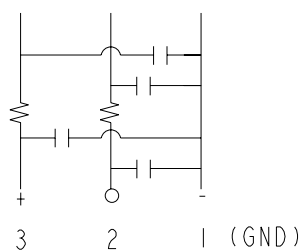
FREQUENCY	SENSITIVITY			DEVICE CONFORMITY	
	MIN.	NOM.	MAX.	RANGE OF DEVIATION FROM 1KHz	
100	---	-53.0	---	-3.0	+3.0
1000	-56.0	-53.0	-50.0	0.0	0.0
10000	---	-53.0	---	-3.0	+3.0

NOTES:

1. CASE CONNECTED TO NEGATIVE TERMINAL.
2. MICROPHONE TO BE FUNCTIONAL WITH 1.6 VDC SUPPLY.
3. TYPICAL SENSITIVITY TO HUMIDITY AT 1000Hz IS 0.06 dB/%RH.
4. SENSITIVITY AND NOISE VALUES INDICATED ON THIS SPECIFICATION ARE VALID AT 50% HUMIDITY.

DC SUPPLY	AMPLIFIER CURRENT DRAIN	SENSITIVITY CHANGE ON REDUCING SUPPLY TO 0.9VDC	"A" WEIGHTED NOISE (1KHz EQUIV. SPL)	OUTPUT IMPEDANCE OHMS			CAPACITANCE ±50%	
				MIN.	NOM.	MAX.	OUTPUT TO NEGATIVE	OUTPUT TO POSITIVE
1.3V	50 µA MAX.	3 dB MAX.	30.0 dB MAX.	2800	4400	6800	13pF	13pF

CAPACITANCE PROBE POINTS



Revision	C.O. #	Implementation Date	RELEASE LEVEL	REVISION
FALSE	MI0100901	11-21-05	Released	A

WHEN TEST LIMITS ARE USED TO ESTABLISH INCOMING INSPECTION ACCEPTANCE/REJECTION CRITERIA, CORRELATION OF TEST EQUIPMENT WITH KNOWLES IS ALSO REQUIRED FOR ELIMINATION OF EQUIPMENT AND TEST METHOD VARIATION		DR. BY	DATE
TITLE: MICROPHONE /CABLE PERFORMANCE SPECIFICATION		MMM	11-21-05
		GJP	11-22-05
FG-23329-P07 SHT 2.1		APP. BY	DATE
		GJP	11-22-05

KNOWLES ELECTRONICS
ITASCA, ILLINOIS U.S.A.