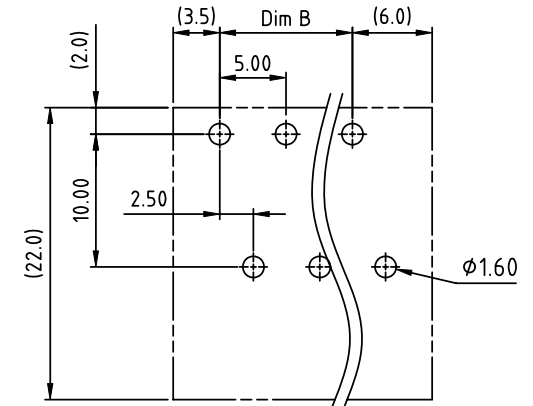
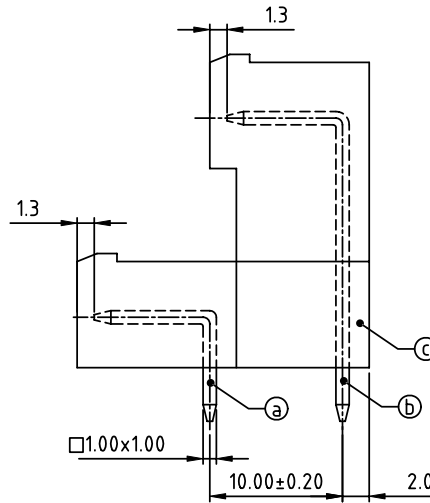
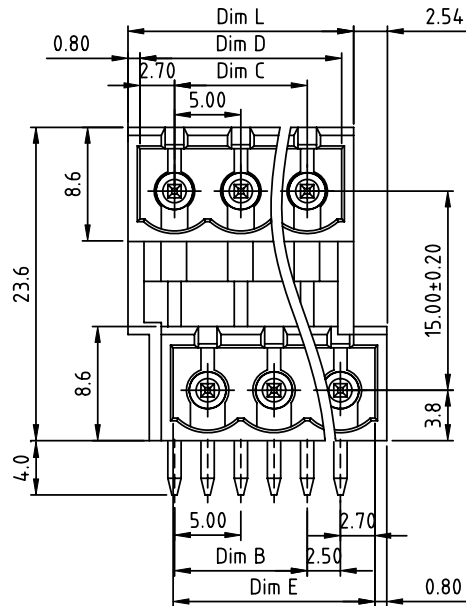
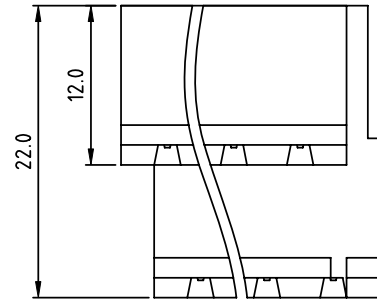


PRODUCT NUMBER	PITCH
VFxx71x100J0G	5.00 mm



RECOMMENDED P.C.B LAYOUT
TOP VIEW

Material:

- Item (a) Short pin: Copper, Tin plated
- Item (b) Long pin: Copper, Tin plated
- Item (c) Terminal (housing): Thermoplastic (UL94V-0)

Electrical cULus

- Voltage rating: 300VAC
- Current rating: 10A
- Withstanding Voltage: 1.6KV
- Operating temperature: -40°C to +115°C
- Soldering temperature: 260°C±5°C/5 Sec
- Safety Approval:

PART NO.: VF xx 71 x 1 00J0 G

Dimension	
Dim L	N/2×5.0+2.0
Dim B	(N/2-1)×5.0
Dim C	(N/2-1)×5.0
Dim D	(N/2-1)×5.0+5.4
Dim E	(N/2-1)×5.0+5.4

N=Number of poles

Poles	Tolerance
2×2P-2×5P	±0.15
2×6P-2×10P	±0.20
2×11P-2×15P	±0.25
2×16P-2×20P	±0.30
2×21P-2×24P	±0.35

- | | | |
|--------------|---------------------|-----------------|
| Solid block | Color | RoHS compliant |
| No. of poles | 0 Black (RAL9005) | (lead<4%) |
| 04 2x2poles | 2 Red (RAL3001/D) | In copper Alloy |
| 06 2x3poles | 3 Orange(RAL2011/P) | |
| | 4 Yellow(RAL1018/A) | |
| 48 2x24poles | 5 Green(RAL6018/T) | |
| | 6 Blue (RAL5015/A) | |
| | 8 Grey(RAL7035/D) | |
| | 9 White(RAL1102) | |
| | C Green(RAL6018/U) | |

mat'l. code				surface ASME Y14.5	tolerance ASME Y14.5	projection	product family TERMINAL BLOCK
ltr	ecn	no	dr	tolerances unless otherwise specified		MM	title TERMINAL BLOCK
				angles	X.±0.5		PLUGGABLE SOCKET,CLOSE TYPE,RIGHT ANGLE
				flat	X.X±0.3	scale	sheet 1 of 1 size A4
				X°±1'	X.XX±0.1		VFxx71x100J0G
				dr	EVIN ZHONG 042914		type CUSTOMER Drawing
				enr	EVIN ZHONG 042914		
				chr	HANKE FENG 042914		
				appd	SHI JUN 042914		
sheet index	revision	A					
	sheet	1					