

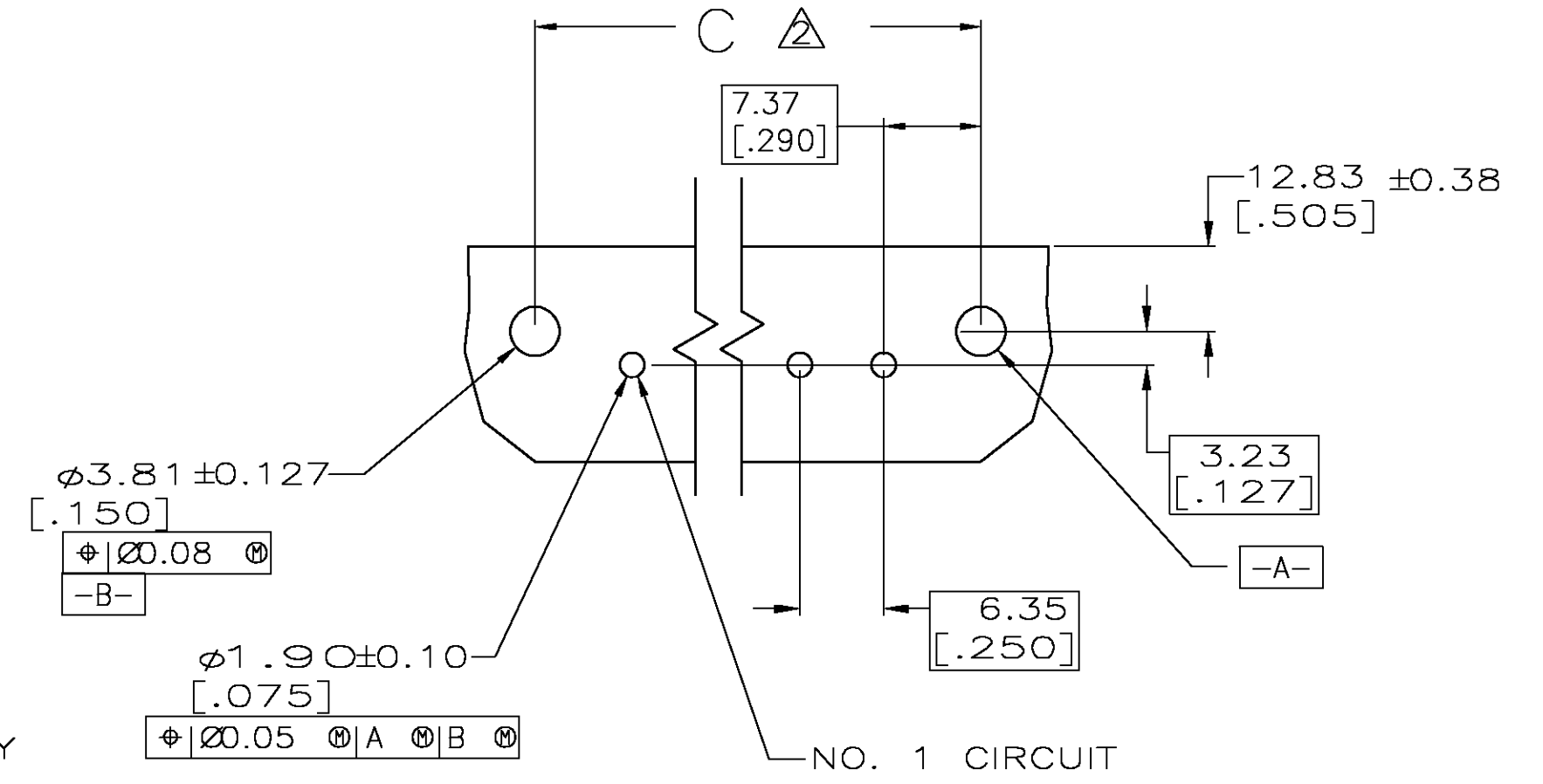
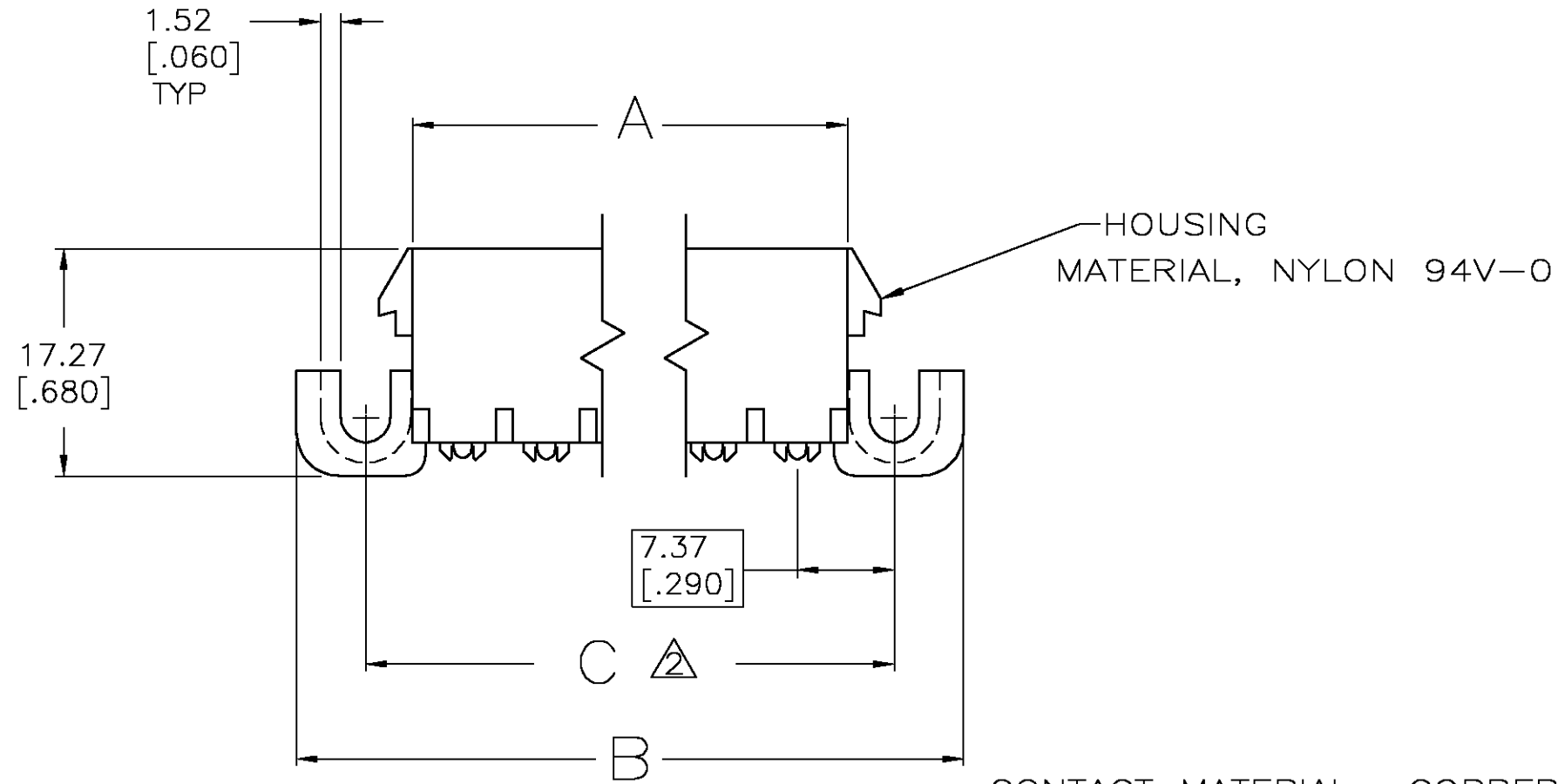
THIS DRAWING IS UNPUBLISHED. RELEASED FOR PUBLICATION
 © COPYRIGHT BY TYCO ELECTRONICS CORPORATION. ALL RIGHTS RESERVED.

LOC		DIST		REVISIONS			
P	LTR	DESCRIPTION		DATE	DWN	APVD	
		D		REVISED PER 0G3B-0850-04	3/12/04	SS	GS

*MATE-N-LOK is a Trademark.

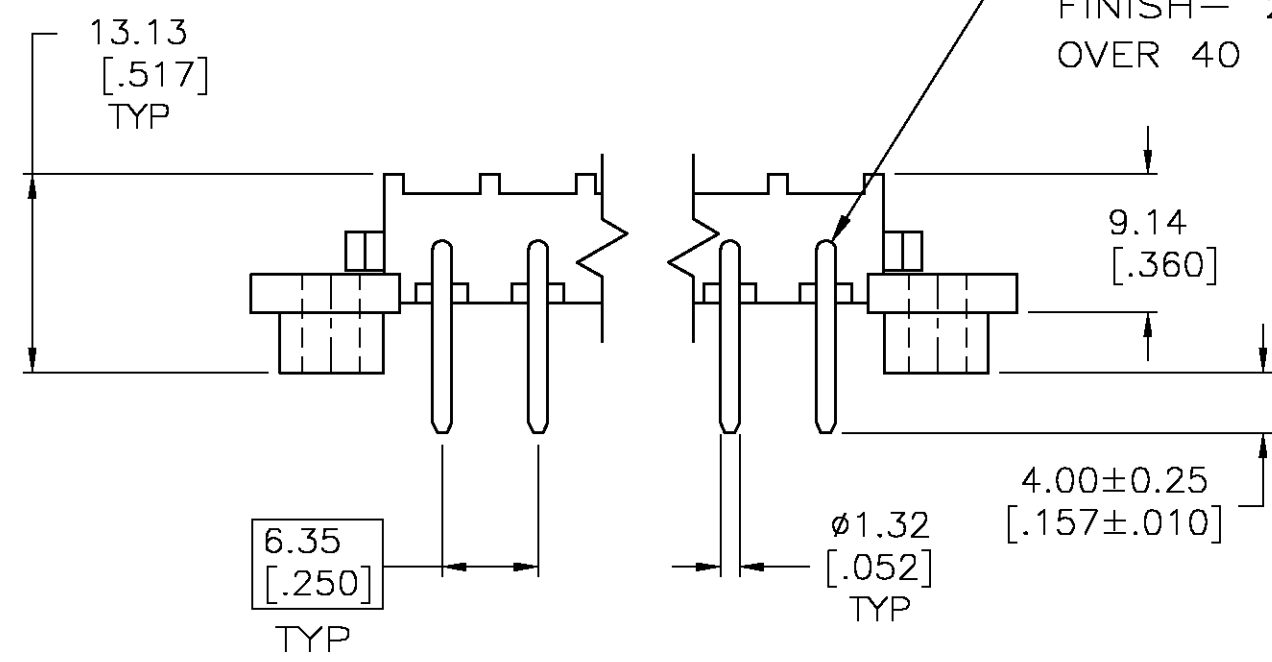
1. MATES WITH MATE-N-LOK* II PLUG CONNECTORS USING 193796-1 PIN CONTACTS.

\triangle -C- IS A BASIC DIMENSION



CONTACT MATERIAL- COPPER ALLOY
 FINISH- 200 μ NCH MIN SILVER
 OVER 40 μ NCH MIN NICKEL

RECOMMENDED LAYOUT FOR .062 THK PC BOARD



33.78 [1.330]	44.32 [1.745]	26.67 [1.050]	4	796961-2
21.08 [.830]	31.62 [1.245]	13.97 [.550]	2	796961-1
C	B	A	NO OF POSN	PART NUMBER

THIS DRAWING IS A CONTROLLED DOCUMENT.

DWN E. ZANOLINI 03MAY01	Tyco Electronics Corporation Harrisburg, Pa 17105-3608
CHK G. STEINHAUER 05/03/2001	
APVD G. STEINHAUER 05/03/2001	
PRODUCT SPEC	
APPLICATION SPEC	NAME SOCKET HEADER, RT ANGLE MOUNT UNIVERSAL MATE-N-LOCK* HIGH CURRENT
MATERIAL	SIZE A2
FINISH	CAGE CODE 00779
	DRAWING NO C=796961
	RESTRICTED TO
	SCALE NTS
	SHEET 1 OF 1
	REV D

CUSTOMER DRAWING