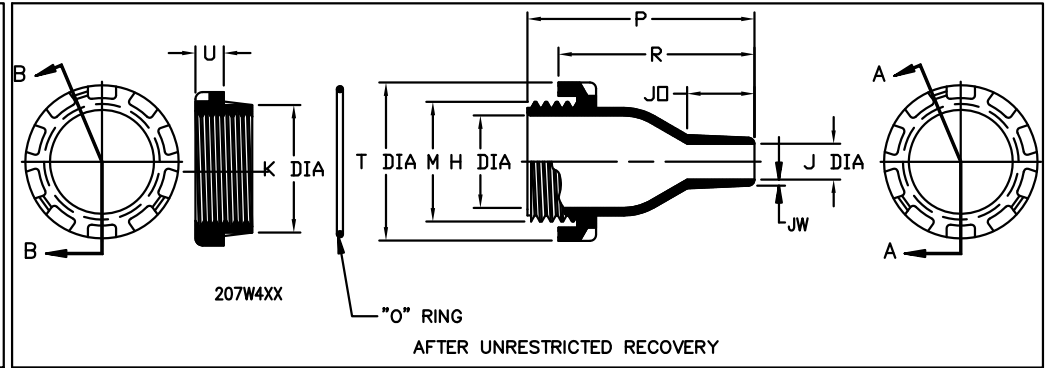
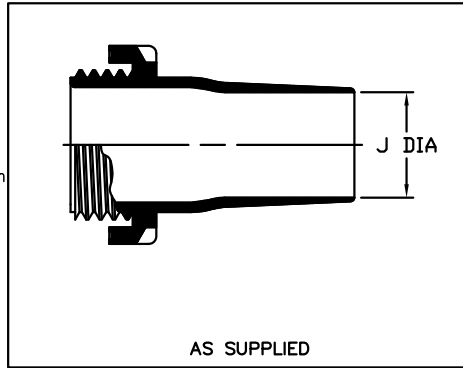


NOTES

- ALL DIMENSIONS ARE IN INCHES
[MILLIMETERS]
- DIMENSIONS APPEARING IN TABLE ARE AS FOLLOWS:
a - AS SUPPLIED
b - AFTER UNRESTRICTED RECOVERY
- COATING IS OPTIONAL. AS SUPPLIED DIMENSIONS APPEARING IN TABLE ARE FOR UNCOATED PARTS WHEN COATING IS ADDED, ENTRY DIAMETERS WILL BE REDUCED BY 0.06 MAX.
- RECOMENDED MAXIMUM PANEL THICKNESS IS 10mm



DIMENSIONING AND TOLERANCING PER ASME Y14.5M (ISO STANDARDS)			
REVISIONS			
REV	DESCRIPTION	DATE	APPROVED
F	REVISED PER ECO-13-000282	01/07/2013	S. GRAVANO

ORDERING INFORMATION

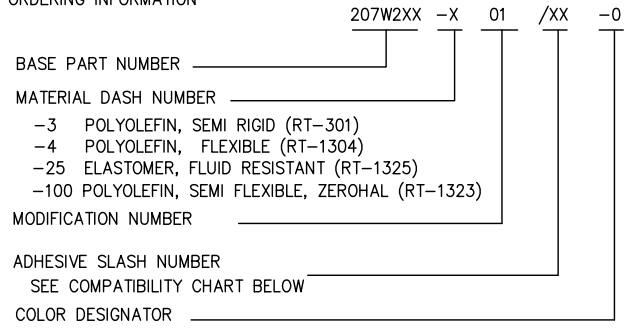


TABLE OF DIMENSIONS

PART NUMBER	H		J		JO	K	M	P	R	U	T	JW	Hole DIA	Torque Nm
	Ref	Min	Max	Max										
207W213-01	.47 [12,0]	.39 [10,0]	.15 [4,0]	.60 [15,3]	.90 [23,0]	.78 [20,0]	2.44 [62,0]	1.93 [49,0]	.39 [10,0]	1.25 [32,0]	.04 [1,0]	.94 [24,0]	3	
207W223-01	.78 [20,0]	.71 [18,0]	.27 [7,0]	.76 [19,5]	1.30 [33,0]	1.18 [30,0]	2.83 [72,0]	2.32 [59,0]	.39 [10,0]	1.65 [42,0]	.07 [1,8]	1.33 [34,0]	8	
207W234-01	1.22 [31,0]	1.10 [28,0]	.47 [12,0]	1.06 [27,0]	1.81 [46,0]	1.65 [42,0]	3.42 [87,0]	2.91 [74,0]	.39 [10,0]	2.28 [58,0]	.10 [2,5]	1.85 [47,0]	11	
207W245-01	1.77 [45,0]	1.65 [42,0]	.71 [18,0]	1.26 [32,2]	2.34 [59,5]	2.20 [56,0]	4.01 [102,0]	3.50 [89,0]	.39 [10,0]	2.79 [71,0]	.12 [3,0]	2.38 [60,5]	14	
207W258-01	2.67 [68,0]	2.52 [64,0]	1.18 [30,0]	1.53 [39,0]	3.30 [84,0]	3.15 [80,0]	4.80 [122,0]	4.29 [109,0]	.39 [10,0]	3.82 [97,0]	.12 [3,0]	3.34 [85,0]	16	
207W264-01	1.57 [40,0]	1.49 [38,0]	.59 [15,0]	1.11 [28,3]	2.12 [54,0]	1.97 [50,0]	3.74 [95,0]	3.22 [82,0]	.39 [10,0]	2.62 [66,5]	.10 [2,5]	2.16 [55,0]	11	

Raychem Molded Parts
CUSTOMER DRAWING

COMPATIBILITY CHART

MATERIAL DASH NO.	ADHESIVE (COATING) SLASH NUMBER	ADHESIVE (COATING) S NUMBER
-3	/42; /86;	S-1017 / S-1048
-4	/42; /86;	S-1017 / S-1048
-25	/86; /225	S-1048 / S-1206
-100	/86; /180	S-1048 / S-1206

THIS DRAWING AND THE INFORMATION SET FORTH HEREON ARE THE PROPERTY OF TYCO ELECTRONICS CORPORATION, AND ARE TO BE HELD IN TRUST AND CONFIDENCE. PUBLICATION, DUPLICATION, REPRODUCTION OR USE FOR ANY PURPOSE NOT EXPRESSLY AUTHORIZED IN WRITING BY TYCO ELECTRONICS CORPORATION IS PROHIBITED.

UNLESS OTHERWISE SPECIFIED DIMENSIONS ARE METRIC AND INCHES ARE IN BRACKETS. DECIMAL TOLERANCES XXX ± 0.13 (.005) XX ± 0.25 (.01) X ± 0.50 (.10) ANGLE TOLERANCE .X ± 1 DEG.	DRAWN M Mazariegos 5/28/12	APPROVED D.Hurrell 5/30/12	STE TE Connectivity
	RPN		TITLE FEEDTHROUGH SEAL
	CAD FILE: 207W213THRU264-01		SIZE B
TYCO ELECTRONICS RESERVES THE RIGHT TO AMEND THIS DRAWING AT ANY TIME. USERS SHOULD EVALUATE THE SUITABILITY OF THE PRODUCT FOR THEIR APPLICATION.	THIRD ANGLE PROJECTION	DWG. NO. 207W213THRU264-01	CODE IDENT. NO. 06090
© 2011-2013 Tyco Electronics Corporation. All rights reserved.		DO NOT SCALE THIS DRAWING	SHEET 1 OF 1