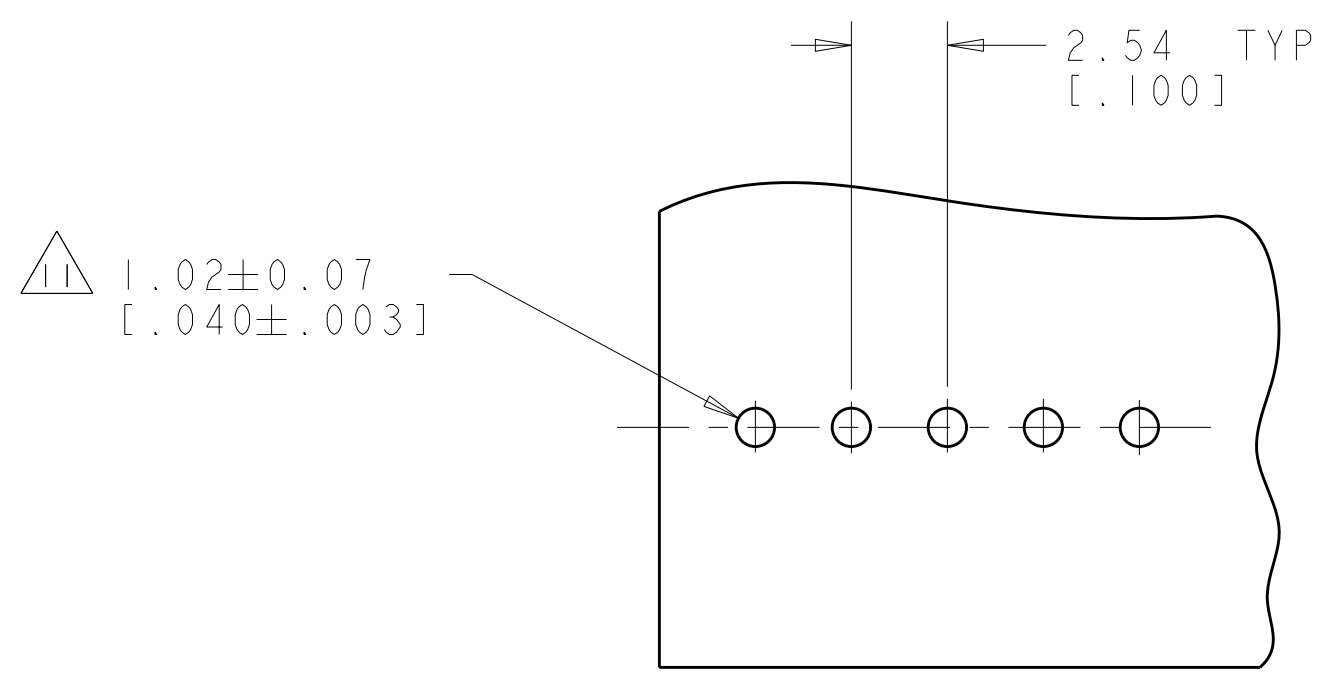
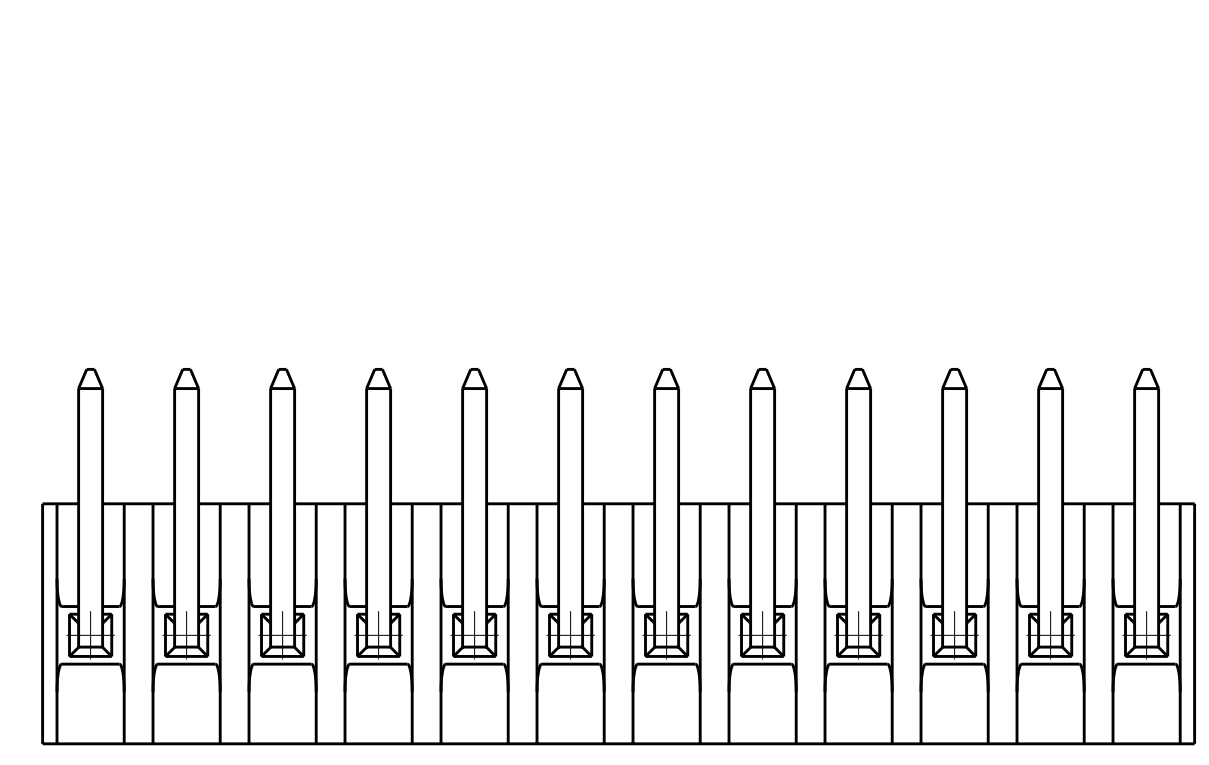
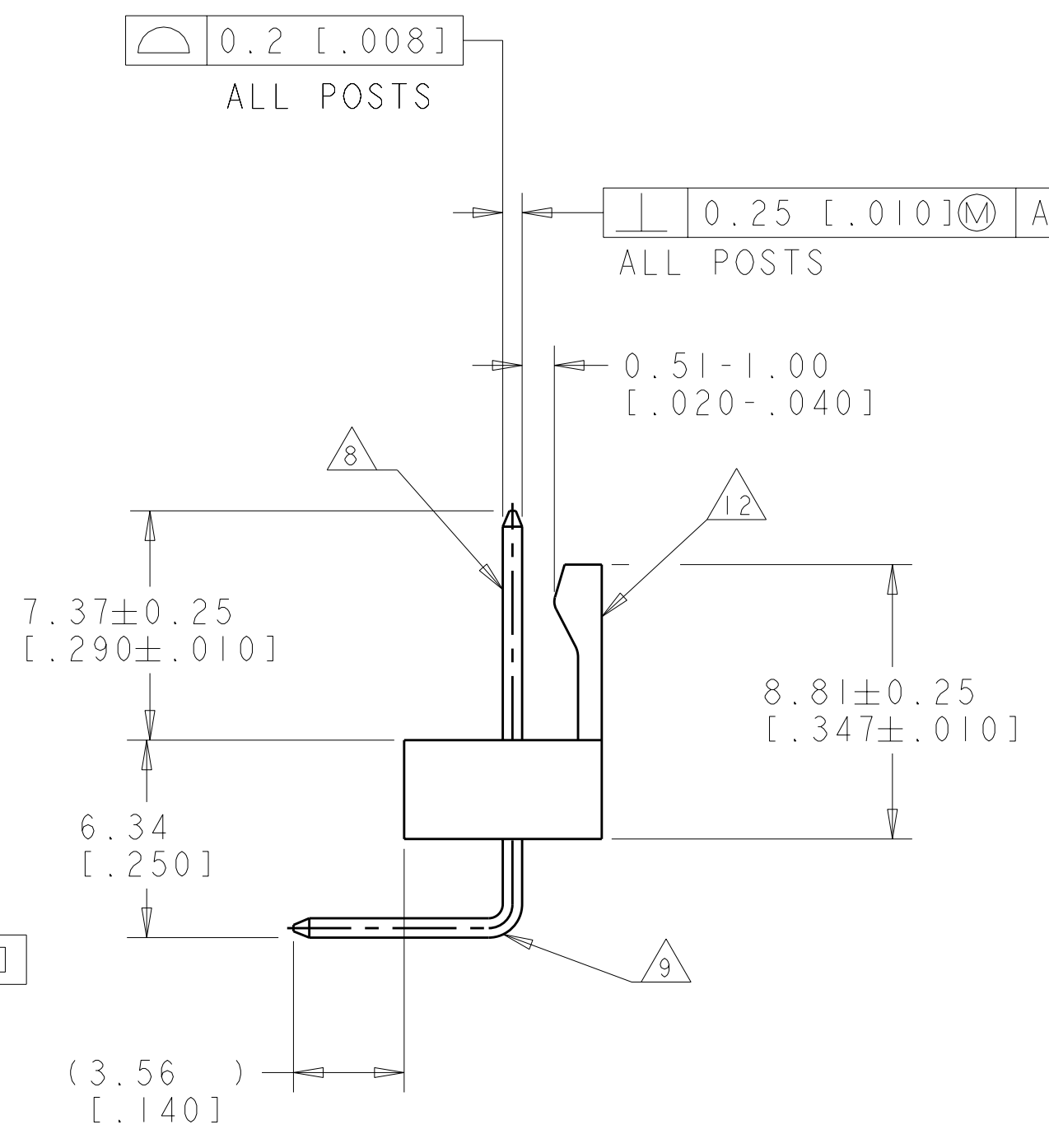
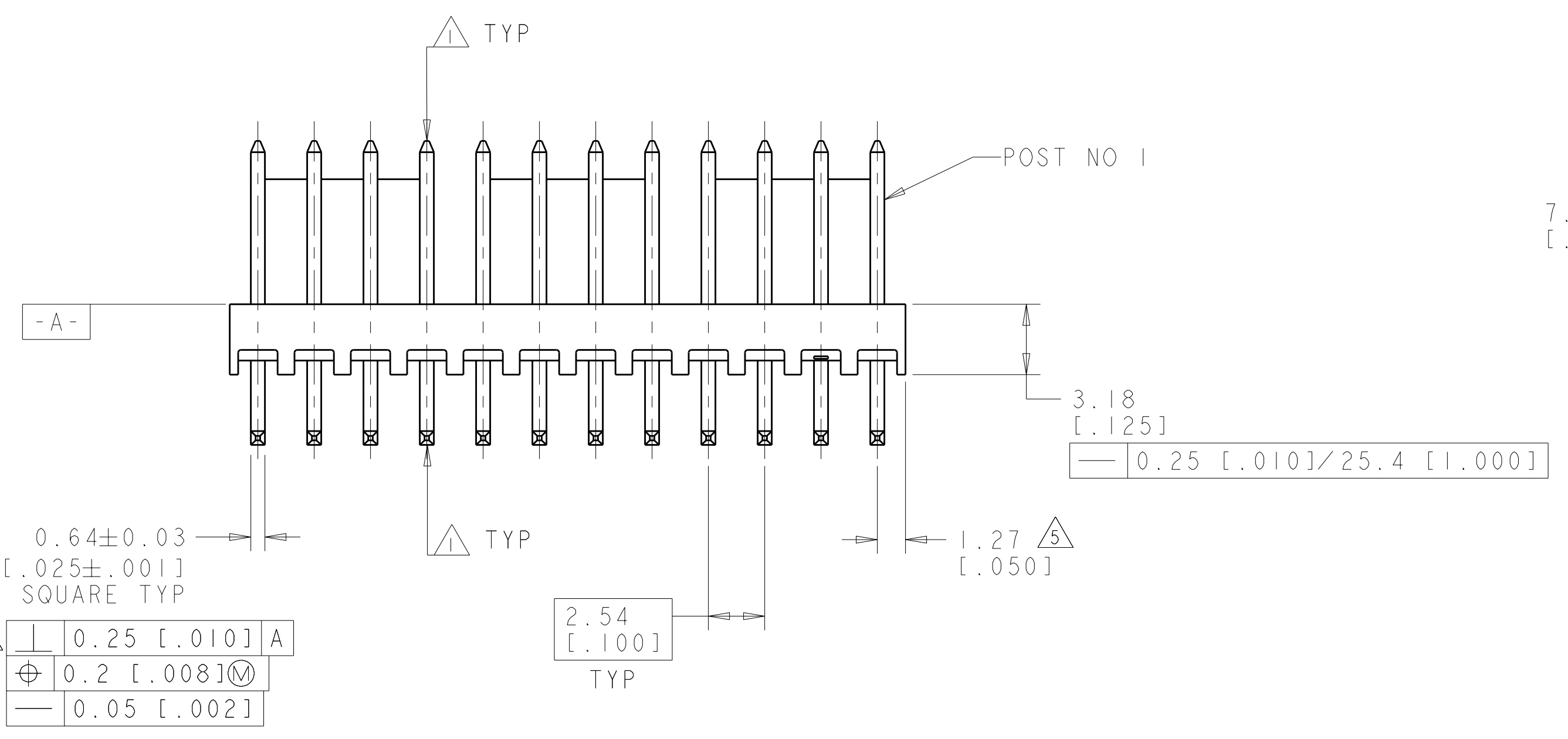
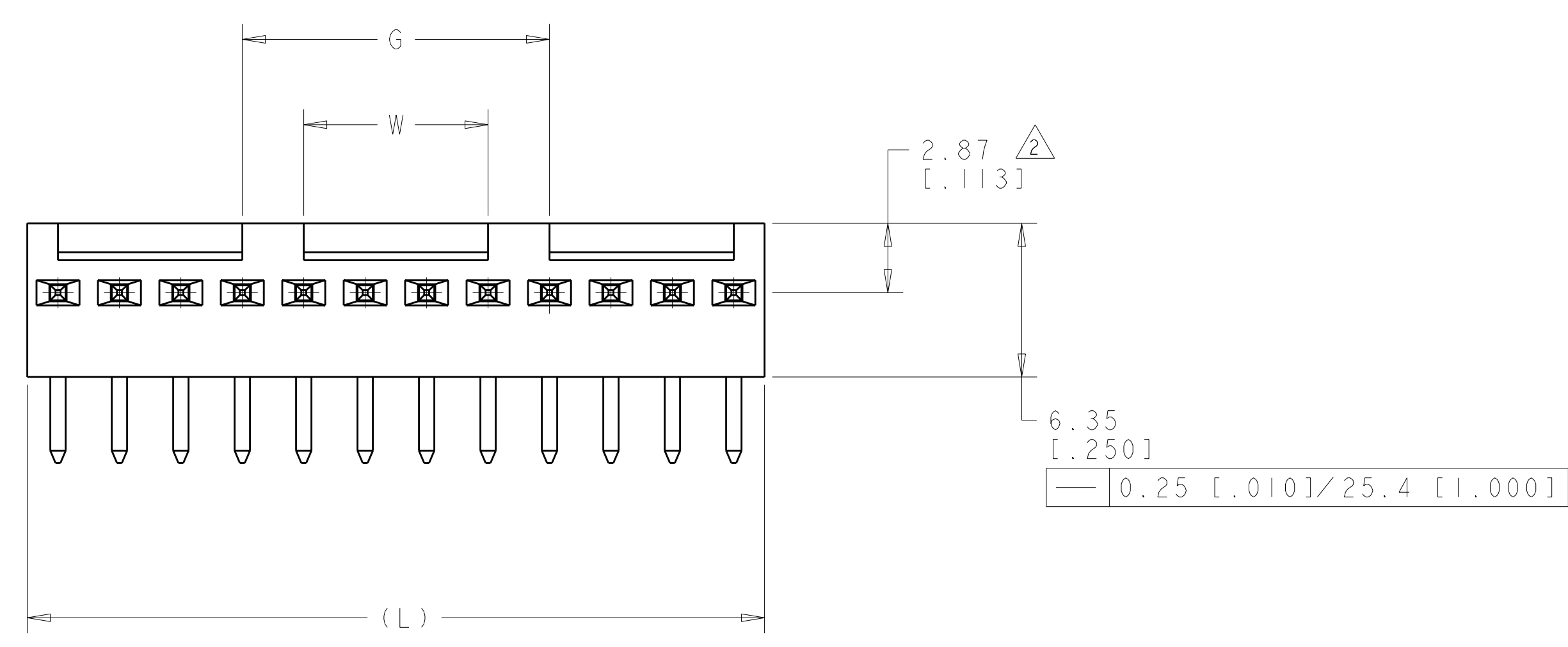


LOC	DIST	REV	DATE	BY	APPD
CM	00	E	06NOV11	KH	SM



RECOMMENDED MOUNTING HOLE PATTERN
FOR 1.57±0.20 [0.062±0.008] THICK P.C. BOARD

- △ POST WITHSTAND 13 NEWTONS (3 LBS) MIN AXIAL FORCE IN DIRECTION SHOWN WITHOUT DISLODGING.
- △ MEASURED AT [-A-].
- 3. PARTS COMPLY WITH SOLDERABILITY SPEC 109-11-2.
- △ MATERIAL: HEADER - PBT, GLASS FILLED.
POST - COPPER ALLOY (SEE NOTES 8,9,& 13 FOR PLATING.)
- △ COORDINATE DIMENSION APPLIES FROM CENTER OF ACTUAL FEATURE.
- △ POSTS TO BE MEASURED WHEN STRIP HELD FLAT.
- 7. DIMENSIONS IN BRACKETS ARE IN INCHES.
- △ PLATING: GOLD PLATE AREA, 0.00038 [0.000015] GOLD OR 0.00008 [0.000003] MIN GOLD FLASH OVER 0.00030 [0.000012] PALLADIUM NICKEL, PER TE CONNECTIVITY'S DISCRETION, ALL SIDES, OVER NICKEL UNDERPLATE, 0.00127 [0.000050] MIN, ALL SIDES AND ENTIRE LENGTH OF POST.
- △ BRIGHT TIN/LEAD (93/7) PLATE AREA, 0.00381-0.00889 [0.000150-.000350] THICK, ALL FOUR SIDES, 3.56 [0.140] MIN.
- △ TOLERANCES APPLY TO SOLDER SIDE OF BOARD.
- △ ONE HOLE MAY BE UNDERSIZED 0.81-0.90 [0.032-.035] DIAMETER FOR ASSEMBLY RETENTION DURING PROCESSING.
- △ AMP LOGO, UL, AND CSA TRADEMARKS TO APPEAR ON THIS SURFACE.
- △ MATTE TIN PLATE AREA, 0.00381-0.00889 [0.000150-.000350] THICK, ALL FOUR SIDES, 3.56 [0.140] MIN.
- △ OBSOLETE PARTS: OBSOLETE CIS STREAMLINING PER D.RENAUD/D.SINISI

7.62 [0.300]	12.70 [0.500]	30.48 [1.200]	12	4-647628-2
-	10.16 [0.400]	27.94 [1.100]	11	4-647628-1
-	7.62 [0.300]	25.40 [1.000]	10	4-647628-0
-	5.08 [0.200]	22.86 [0.900]	9	3-647628-9
-	2.54 [0.100]	20.32 [0.800]	8	3-647628-8
-	-	17.78 [0.700]	7	3-647628-7
-	-	15.24 [0.600]	6	3-647628-6
-	-	12.70 [0.500]	5	3-647628-5
-	-	10.16 [0.400]	4	3-647628-4
-	-	7.62 [0.300]	3	3-647628-3
-	-	5.08 [0.200]	2	3-647628-2
7.62 [0.300]	12.70 [0.500]	30.48 [1.200]	12	1-647628-2
-	10.16 [0.400]	27.94 [1.100]	11	1-647628-1
-	7.62 [0.300]	25.40 [1.000]	10	1-647628-0
-	5.08 [0.200]	22.86 [0.900]	9	647628-9
-	2.54 [0.100]	20.32 [0.800]	8	647628-8
-	-	17.78 [0.700]	7	647628-7
-	-	15.24 [0.600]	6	647628-6
-	-	12.70 [0.500]	5	647628-5
-	-	10.16 [0.400]	4	647628-4
-	-	7.62 [0.300]	3	647628-3
-	-	5.08 [0.200]	2	647628-2
W	G	L	NO OF POSN	PART NO

- △ SUPERCEDED BY 4-647628-2
- △ SUPERCEDED BY 4- -1
- △ SUPERCEDED BY 4- -0
- △ SUPERCEDED BY 3- -9
- △ SUPERCEDED BY 3- -8
- △ SUPERCEDED BY 3- -7
- △ SUPERCEDED BY 3- -6
- △ SUPERCEDED BY 3-647628-5
- △ SUPERCEDED BY 3-647628-3



THIS DRAWING IS A CONTROLLED DOCUMENT.

DATE: 06-JAN-2003
CHK: WHITAKER
D. BOSSI
APVD: D. BOSSI

TE Connectivity

MTA-100 HEADER ASSEMBLY, FRICTION LOCK, .025 SQUARE, RIGHT ANGLE, FRONT BEND POST, .000015 GOLD

SCALE: 5:1