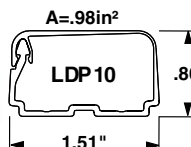
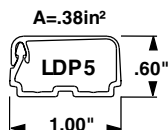
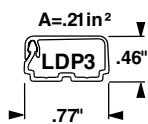


## PAN-WAY™ Type LDP Surface Raceway

**PAN-WAY** Type LDP Surface Raceway is a single channel raceway designed to route, protect and conceal data, voice, video, fiber-optic or power cabling.

### Type LDP Raceway Benefits:

- Power rated to 600V (UL), 300V (CSA). Meets **New! UL5A** and CSA 22.2 No. 62-93 standards
- Extremely tamper resistant latch for School & University applications
- One-piece hinged design allows cables to be laid in
- Factory applied adhesive backing speeds installation
- **NEW!** Now FT-4 Rated for Canada



Part Number	Std. Ctn. Qty.	Part Number	Std. Ctn. Qty.	Colors <sup>1</sup>
<b>8 ft. lengths</b>		<b>10 ft. lengths</b>		
<b>LDP3—Surface Raceway</b>				
LDP3IW8-A	160ft.	LDP3IW10-A	200ft.	Off White
<b>LDP5—Surface Raceway</b>				
LDP5IW8-A	160ft.	LDP5IW10-A	200ft.	Off White
<b>LDP10—Surface Raceway</b>				
LDP10IW8-A	160ft.	LDP10IW10-A	200ft.	Off White

Tamper resistant one-piece latching surface raceway. Supplied with pre-applied adhesive backed tape.

**NOTE:** LDP Raceway requires screw mounting if it is being used for power cabling applications.  
<sup>1</sup> All parts listed in Off White (IW) color. To order other colors substitute EI (Electric Ivory), IG (Light Gray), WH (White), and BR (Brown). Contact factory for details.

**ORDERING INFORMATION**  
 Order number of feet required, in multiples of Standard Length Increment.  
 See [page C14-C15](#) for fittings

### LD/LDP/LD2P Raceway Installation Tool



Part Number	Description	Std. Pkg. Qty.	Std. Ctn. Qty.
<b>LDP Raceway Installation Tool</b>			
LDW3-V	Optional installation tool for use with Type LD3/LDP3 raceways.	Serves as guide for drill bit in screw mount applications. Holds LD/LDP/LD2P raceway cover open during installation	5 pcs.
LDW5-V	Optional installation tool for use with Type LD5/LDP5 raceways.		50 pcs.
LDW10-V	Optional installation tool for use with Type LD10/LDP10/LD2P10 raceways.		50 pcs.

**ORDERING INFORMATION:**  
 Order number of pieces required, in multiples of Standard Package.

### Optional Mounting Method



Raceway mounts easily to smooth, clean interior surfaces, however, not all surfaces are suitable for adhesive mounting. In these applications, use the foam tape as a temporary mounting means. Insert the raceway installation tool to facilitate screw installation.