



# Common Mode Filters

## For Ultra High-speed Differential Signal Line (Thunderbolt, SerialATA, USB3.0, etc.)

Conformity to RoHS Directive

### TCM Series TCM0806T

#### FEATURES

- Thin-film common mode filter with a wide bandwidth for high-speed differential signal interfaces such as Thunderbolt, SerialATA and USB 3.0 .
- The series suppresses radiation noise due to common mode noise, without affecting the transmission of high-speed differential signals by realizing a higher cutoff frequency.
- This product contains no lead and supports lead-free soldering.

#### APPLICATIONS

- High speed interface(Thunderbolt, SerialATA and USB3.0, etc.) in electronics devices.

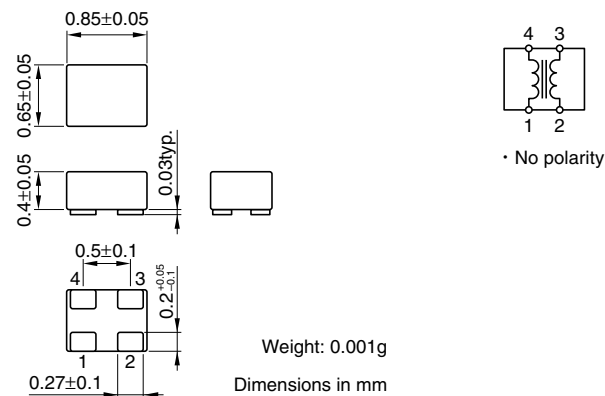
#### TEMPERATURE RANGES

Operating	-25 to +85°C
Storage(After mount)	-25 to +85°C

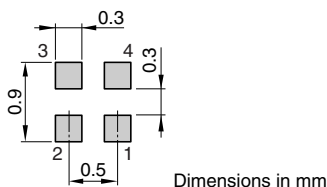
#### PACKAGING STYLE AND QUANTITIES

Packaging style	Quantity
Taping	10000 pieces/reel

#### SHAPES AND DIMENSIONS/CIRCUIT DIAGRAM



#### RECOMMENDED PC BOARD PATTERN



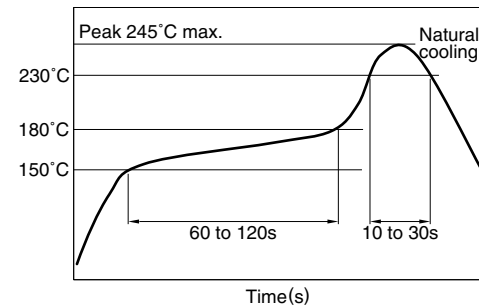
#### PRODUCT IDENTIFICATION

TCM	0806	T	- 060	- 2P	- T
(1)	(2)	(3)	(4)	(5)	(6)

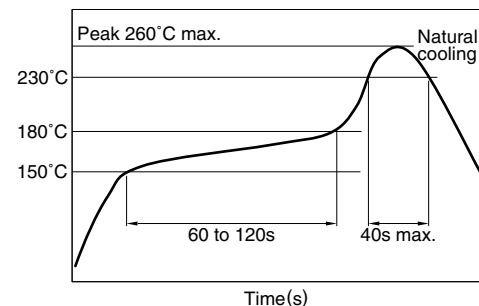
- (1) Series name
- (2) Dimensions L×W
- (3) Product identification number
- (4) Impedance[at 100MHz]  
060: 06Ω
- (5) Number of line  
2P: 2-line
- (6) Packaging style  
T: ø180mm reel taping

#### RECOMMENDED SOLDERING CONDITIONS

#### RECOMMENDED TEMPERATURE PROFILE FOR LEAD-FREE SOLDER



#### REFLOW PROFILE FOR SOLDER HEAT RESISTANCE



• Conformity to RoHS Directive: This means that, in conformity with EU Directive 2002/95/EC, lead, cadmium, mercury, hexavalent chromium, and specific bromine-based flame retardants, PBB and PBDE, have not been used, except for exempted applications.

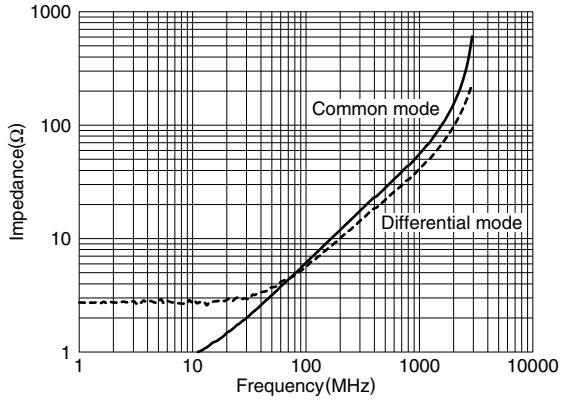
• All specifications are subject to change without notice.

## ELECTRICAL CHARACTERISTICS

Part No.	Common mode impedance ( $\Omega$ )typ.[at 100MHz]	DC resistance ( $\Omega$ )typ. [1 line]	Cutoff frequency (GHz)typ.	Rated current Idc (A)max.	Rated voltage Edc (V)max.	Insulation resistance (M $\Omega$ )min.
TCM0806T-060-2P	6	1.4	10	0.1	10	10

### TYPICAL ELECTRICAL CHARACTERISTICS

#### IMPEDANCE vs. FREQUENCY CHARACTERISTICS



#### INSERTION LOSS vs. FREQUENCY CHARACTERISTICS

