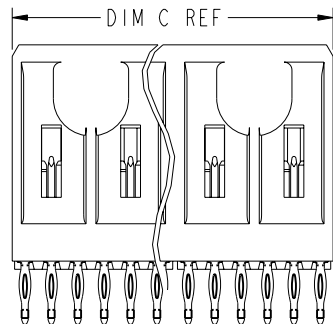
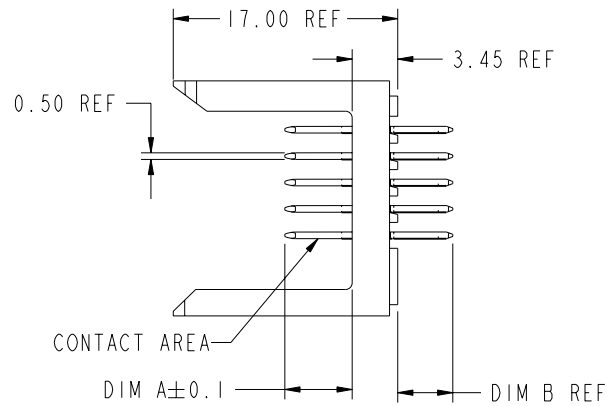
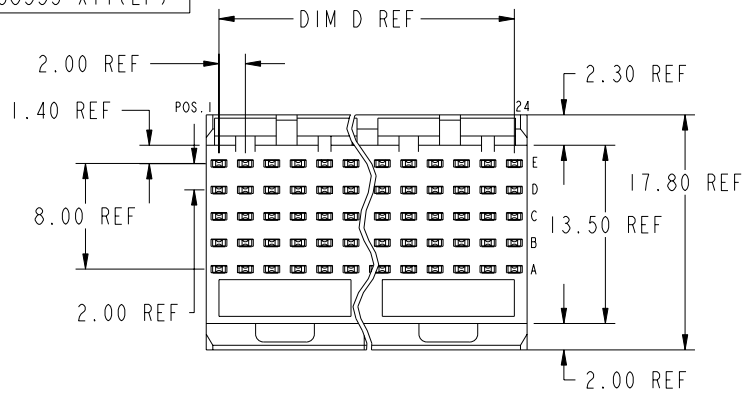


PRODUCT NUMBER
58335-YYY(LF)



NOTES:

- FOR DIM A AND B SEE SHEET 2 AND UP.
- BODY MATERIAL: LIQUID CRYSTAL POLYMER 30 % GLASS. FLAME RETARDANT ACC. UL 94-V0.
- PIN MATERIAL: PHOSPHOR BRONZE.
- PLATING: SEE DRAWING C-8626-000P SHOWN IN TABLE BELOW.
- PRODUCT MARKING: ERICSSON PART NUMBER & BATCH I.D.
- ALL PRODUCTS WITH PART NUMBERS SHOWN IN SUBSEQUENT TABLES WILL BE PACKAGED IN TUBES. IF TRAY PACKAGING IS REQUIRED, A SUFFIX "P" WILL BE ADDED TO THE END OF THE PART NUMBER. EXAMPLE: XXXXX-XXXP OR XXXXX-XXXPLF

GENERAL CHARACTERISTICS AND ROHS INFORMATIONS:
SEE DRAWING C-8626-000P

TIN LEAD PART NUMBER:
58335-YYY

LEAD FREE PART NUMBER:
58335-YYLFF

YY DEFINITION: SEE SHEET 3

PLATING IN CONTACT AREA	
DASH NUMBER	PERFORMANCE LEVEL
3YY or 3YLLF	IEC CLASS I
7YY or 7YLLF	ERICSSON SPECIAL

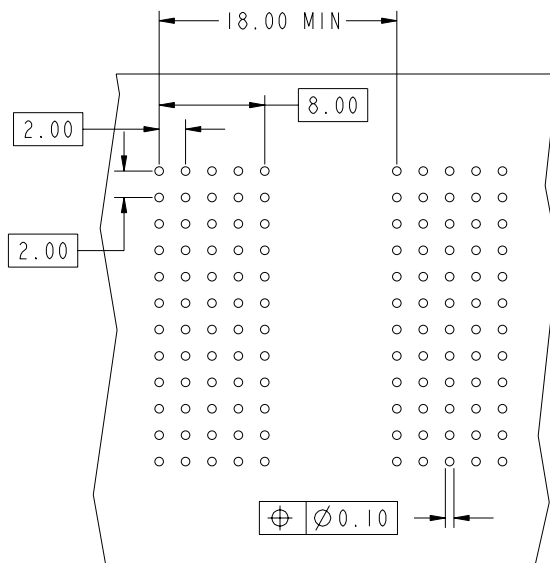
rev	ecn no	dr	date
A	VI2084	TAB	2001/08/30
B	LS2012	SPE	2002/03/13
C	LS05-0065	JTA	2005/08/02
D	LS06-0084	LGO	2006/06/30
-	-	-	-
-	-	-	-
-	-	-	-

www.fciconnect.com			surface ISO 1302	tolerance std ISO 406 ISO 1101	projection mm	mm
			TOLERANCES UNLESS OTHERWISE SPECIFIED			
Dr	S.PERRICHOT	2002/03/13	ANGULAR	0.x ±0.3	size A4	Scale 1:1
Eng	PH.LEGARE	2002/03/13	LINEAR	0.xx ±0.1		
Chr	PH.LEGARE	2002/03/13	0° ±2°	0.xxx ±0.05	ECN	
Appr	PH.LEGARE	2002/03/13	Product family METRAL		Spec ref	
			FCI		dwg no 58335C	Rev. D
			ERICSSON, 5 ROW PRESS-FIT		CUSTOMER COPY	sheet 1 of 3
			catalog no			

REV F - 2006-04-17



Copyright FCI.



KEY		
CODE	DIMENSIONS	
	DIM "A" MATE	DIM "B" TAIL
1	5.00	4.30
2	5.75	4.30
3	6.50	4.30
4	7.25	4.30

REQUIRED PC BOARD LAYOUT
 COMPONENT SIDE
 SEE PRINT 58351 FOR
 ADDITIONAL PCB INFORMATION



Copyright FCI.

www.fciconnect.com			surface ISO 1302	<input checked="" type="checkbox"/>	tolerance std ISO 406 ISO 1101	projection 	mm	
			TOLERANCES UNLESS OTHERWISE SPECIFIED					
Dr	S.PERRICHOT	2002/03/13	ANGULAR	LINEAR	0.x	±0.3	size A4	
Eng	PH.LEGARE	2002/03/13			0.xx	±0.1	Scale 2:1	
Chr	PH.LEGARE	2002/03/13	0°	±2°	0.xxx	±0.05	ECN	
Appr	PH.LEGARE	2002/03/13	Product family		METRAL	Spec ref		
			title METRAL SIGNAL HEADER			Rev. D		
			ERICSSON, 5 ROW PRESS-FIT			dwg no 58335C		
			catalog no			CUSTOMER COPY sheet 2 of 3		

REV F - 2006-04-17



Copyright FCI.

METRAL P/N	ERICSSON P/N	DIM C	DIM D	CONTACT CODE MOD. I						
				ROW	1	2	3	4	5	6
58335-X01	RPV 623 1123	11.93	10.00	E	2	2	2	2	2	2
				D	2	2	2	2	2	2
				C	2	2	2	2	2	2
				B	2	2	2	2	2	2
				A	2	2	2	2	2	2

METRAL P/N	ERICSSON P/N	DIM C	DIM D	CONTACT CODE MOD. I						
				ROW	1	2	3	4	5	6
58335-X02	RPV 623 1124	11.93	10.00	E	3	3	3	3	3	3
				D	3	3	3	3	3	3
				C	2	2	2	2	2	2
				B	3	3	3	3	3	3
				A	3	3	3	3	3	3

METRAL P/N	ERICSSON P/N	DIM C	DIM D	CONTACT CODE MOD. I						
				ROW	1	2	3	4	5	6
58335-X03	RPV 623 1125	11.93	10.00	E	4	4	4	4	4	4
				D	4	4	4	4	4	4
				C	4	4	4	4	4	4
				B	4	4	4	4	4	4
				A	4	4	4	4	4	4

METRAL P/N	ERICSSON P/N	DIM C	DIM D	CONTACT CODE MOD. I						
				ROW	1	2	3	4	5	6
58335-X04	to be added later	11.93	10.00	E	1	1	1	1	1	1
				D	2	2	2	2	2	2
				C	3	3	3	3	3	3
				B	2	2	2	2	2	2
				A	1	1	1	1	1	1

www.fciconnect.com			surface ISO 1302 <input checked="" type="checkbox"/>	tolerance std ISO 406 ISO 1101	projection 	mm
			TOLERANCES UNLESS OTHERWISE SPECIFIED			
Dr	S.PERRICHOT	2002/03/13	ANGULAR	LINEAR	0.x	±0.3
Eng	PH.LEGARE	2002/03/13			0.xx	±0.1
Chr	PH.LEGARE	2002/03/13	0°	±2°	0.xxx	±0.05
Appr	PH.LEGARE	2002/03/13	Product family		METRAL	Spec ref
			title		METRAL SIGNAL HEADER	Rev.
			ERICSSON, 5 ROW PRESS-FIT		dwg no	58335C
			catalog no		CUSTOMER COPY	sheet 3 of 3

REV F - 2006-04-17