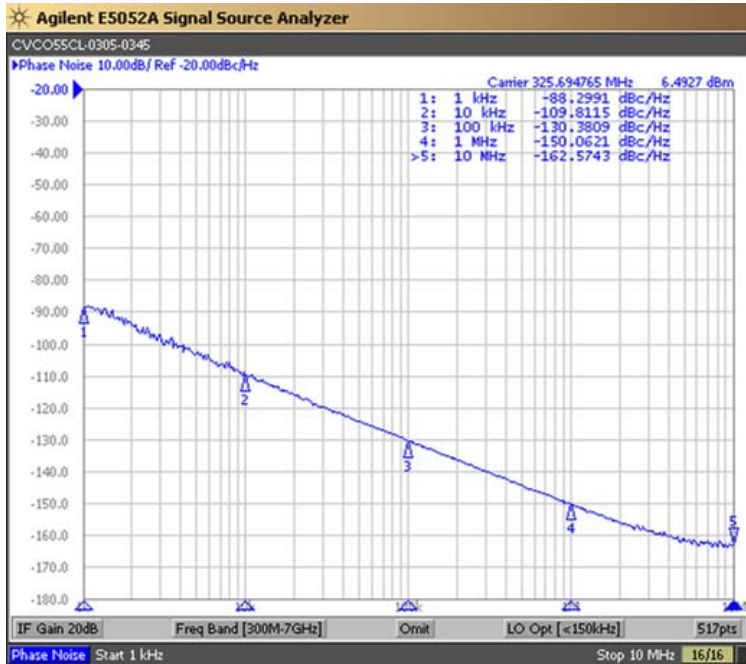


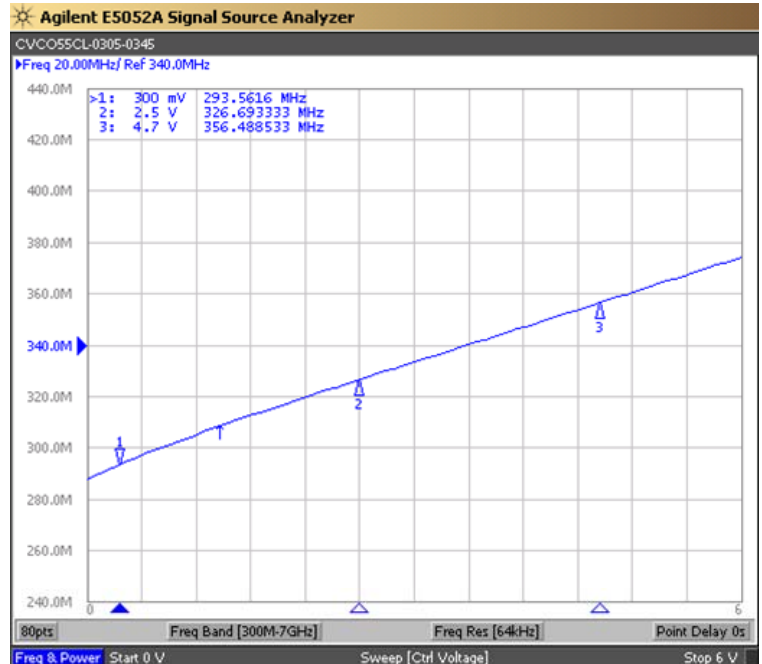


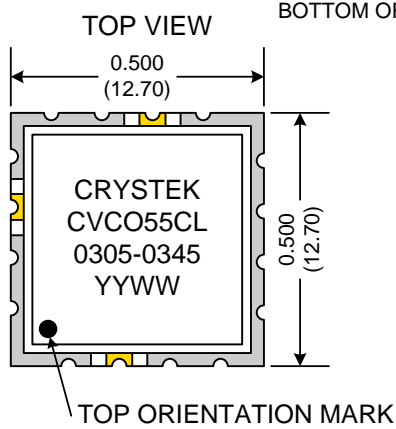
PERFORMANCE SPECIFICATION	MIN	TYP	MAX	UNITS
Lower Frequency:			305	MHz
Upper Frequency:	345			MHz
Tuning Voltage:	0.3		4.7	VDC
Supply Voltage:	4.75	5.0	5.25	VDC
Output Power:	+3.0	+6.5	+10.0	dBm
Supply Current:		13		mA
Harmonic Suppression (2 nd Harmonic):		-15	-10	dBc
Pushing:			2.0	MHz/V
Pulling, all Phases:			1.0	MHz pk-pk
Tuning Sensitivity:		21		MHz/V
Phase Noise @ 10kHz offset:		-111	-107	dBc/Hz
Phase Noise @ 100kHz offset:		-131		dBc/Hz
Load Impedance:		50		Ω
Input Capacitance:			250	pF
Operating Temperature Range:	-40		+85	$^{\circ}\text{C}$
Storage Temperature Range:	-45		+90	$^{\circ}\text{C}$

Phase Noise (1 Hz BW, Typical)



Tuning Curve (Typical)





BOTTOM ORIENTATION MARK



Pad	Connection
2	Vt
10	RF-OUTPUT
14	Vcc
Others	GROUND

- Unless otherwise specified, Dimensions are in: $\frac{IN}{(mm)}$
- Pad Location Dimensions are in: Inches

TAPE AND REEL



Drawing not to scale

Product Control:

Crystek Part Number:	CVCO55CL-0305-0345	Release Date:	13-Aug-12
Revision Level:	F	Responsible:	C. Vales

Specification is subject to change without notice