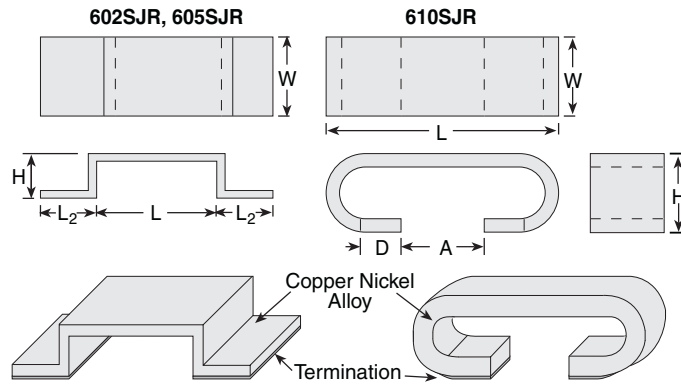


Metal Plate Current Sense Resistors

Surface Mount Metal Alloy Resistor 60S Series



Type	Tolerance	TCR (ppm/C°)	Power Rating (watts)	Resistance Range (Ω)	Rated Ambient Temp. (°C)	Operating Temp. Range (°C)
602SJR	±5%	±100	0.25 @ 25°C	0.002-0.010	+70°C	-40 - +155
605SJR	±5%	±100	0.5 @ 25°C	0.002-0.005	+70°C	-40 - +155
610SJR	±5%	±350	1 @ 70°C	0.002-0.003	+85°C	-40 - +155

DIMENSIONS inches (mm)

	L	L2	H	W
602SJR	0.39 ± .008 (10.0 ± 0.2)	0.018 ± .008 (2 ± 0.2)	0.024 (0.6 ± 0.1)	0.118 ± .008 (3.0 ± 0.2)
605SJR	0.39 ± .008 (10.0 ± 0.2)	0.018 ± .008 (2 ± 0.2)	0.079 (2 max.)	0.20 ± .008 (5.2 ± 0.2)

	L	H	D	A	W
610SJR	0.44 ± .016 (11.2 ± 0.4)	0.137 ± .016 (3.5 ± 0.4)	0.095 ± .010 (2.35 ± 0.25)	0.189 ± .030 (4.8 ± .75)	0.126 ± .016 (3.2 ± 0.40)

STOCK PART NUMBERS AVAILABLE

Ohms	Wattage:		
	0.25 watt	0.5 watt	1 watt
0.00200Ω			
0.00300Ω	602SJR00300-T	605SJR00200-T	610SJR00200-T
0.00375Ω		605SJR00375-T	610SJR00300-T
0.00500Ω	602SJR00500-T	605SJR00500-T	
0.00800Ω		605SJR00800-T	

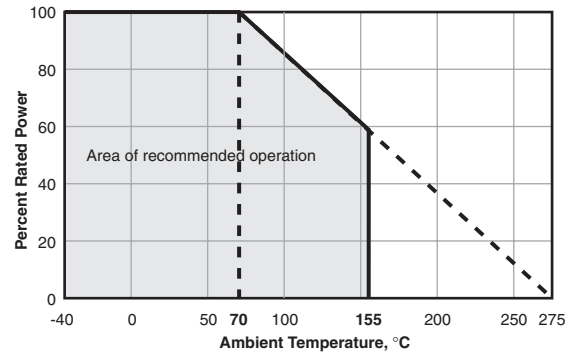
FEATURES

- Superior thermal expansion cycling
- Inductance less than 10 nano-henries
- Flameproof
- Solderable pads: Tin (Sn) plate
- Lead flexible for thermal expansion
- Low termination stress ("J" leads)
- Shape provides cooler operation
- Custom values available

APPLICATIONS

- Current sensing
- Low inductance
- AC applications (please contact factory)
- Feedback
- Surge & pulse

DERATING



PERFORMANCE CHARACTERISTICS

Parameter	Requirement	Test Method (JIS C 5202)
Resistance	Within regulated tolerance	25°C
T.C.R.	Within specified T.C.R.	Room temperature/100°C up
Resistance to Solder Heat	±2.0%	350°C ± 10°C, 3 seconds
Solderability	95% coverage minimum	235°C ± 5°C, 5 seconds
Moisture Resistance	±3.0%	40°C, 90 - 95% RH, 1000 hours, no load
Moisture Resistance	±5.0%	Power rating x 1/10, 40°C, 90 - 95% RH, 1000 hours, 1.5 hr ON, 0.5 hr OFF cycle
Load Life	±5.0%	Rating voltage, 1000 hours, 1.5 hr ON, 0.5 hr OFF cycle

ORDERING INFORMATION

602SJR0100-T

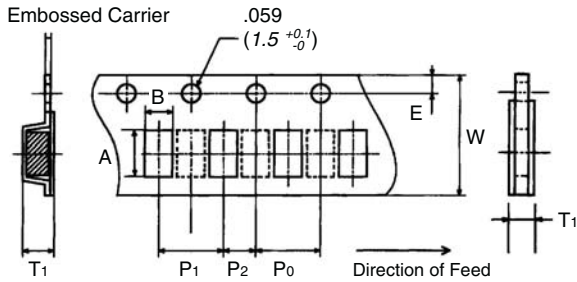
Type & Power Rating	Tolerance J = 5%	Ohms R00200 = 0.00200 R00375 = 0.00375	Terminal Type T = tape and reel (optional)
---------------------	---------------------	--	---



Metal Plate Current Sense Resistors

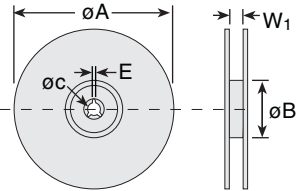
Surface Mount Custom Milli-Ohm Resistor 60 Series (continued)

PACKAGING SPECIFICATIONS



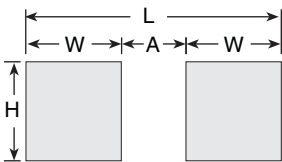
TAPE inches (mm)

Type	A	B	E	W	P0	P1	P2	T1
602SJR	0.057 (1.45 ± 0.2)	0.134 (3.4 ± 0.2)	0.069 (1.75 ± 0.1)	0.079 (2.0)	0.157 (4.0 ± 0.1)	0.315 (8.0 ± 0.1)	0.079 (2.0)	0.098 (2.5 ± 0.2)
605SJR	0.057 (1.45 ± 0.2)	0.224 (5.7 ± 0.2)	0.069 (1.75 ± 0.1)	0.079 (2.0)	0.157 (4.0 ± 0.1)	0.315 (8.0 ± 0.1)	0.079 (2.0)	0.091 (2.3 ± 0.2)
610SJR	0.461 (11.7 ± 0.1)	0.169 (4.3 ± 0.1)	0.069 (1.75 ± 0.1)	0.945 (24.0 ± 0.2)	0.157 (4.0 ± 0.1)	0.315 (8.0 ± 0.1)	0.079 (2.0)	—



REEL inches (mm)

Type	A	B	C	E	W1
602SJR	10.0	3.15	0.511	0.079	1.0
605SJR	(255 +0.0 -3.0)	(80 +1.0 -0)	(13.0 ±0.2)	(2.0 ±0.5)	(25.5 ± 2.0)
610SJR	12.99 (330 ± 2.0)	3.94 (100 ± 2.0)	0.511 (13.0 ± 0.2)	0.079 (2.0 ± 0.5)	1.0 (25.5 ± 2.0)



PAD inches (mm)

Type	L	W	H	A
602SJR	0.622 (16.0)	0.118 (3.0)	0.150 (3.8)	0.394 (10.0)
605SJR	0.622 (16.0)	0.118 (3.0)	0.236 (6.0)	0.394 (10.0)
610SJR	0.369 (9.36)	0.121 (3.07)	0.142 (3.60)	0.127 (3.22)