

Network cable - NBC-R4AC/5,0-94Z/R4AC - 1403933

Please be informed that the data shown in this PDF Document is generated from our Online Catalog. Please find the complete data in the user's documentation. Our General Terms of Use for Downloads are valid (<http://phoenixcontact.com/download>)




Assembled Ethernet cable, shielded, 4-pair, AWG 26 stranded (7-wire), RAL 5021 (sea blue), RJ45 connector/IP20 to RJ45 connector/IP20, line, length 5 m

RoHS

Ethernet

Key Commercial Data

Packing unit	1 STK
GTIN	 4 046356 674003
GTIN	4046356674003

Technical data

Dimensions

Length of cable	5 m
-----------------	-----

Ambient conditions

Ambient temperature (operation)	-20 °C ... 70 °C (RJ45 connector)
---------------------------------	-----------------------------------

General data

Number of positions	8
Signal type/category	Ethernet CAT5 (IEC 11801:2002), 1 Gbps
Degree of pollution	2
	2
Alternative short product description	Ethernet cable

Characteristics head 1

Head type	Plug straight RJ45 / IP20
No. of positions (pin connector pattern)	8 (8)
Color	gray
Material (component)	CuSn (Contact)
	Ni/Au (Contact surface)
	PC (Contact carriers)

Network cable - NBC-R4AC/5,0-94Z/R4AC - 1403933

Technical data

Characteristics head 1

	PA (Housing)
Insertion/withdrawal cycles	≥ 750

Characteristics head 2

Head type	Plug straight RJ45 / IP20
No. of positions (pin connector pattern)	8 (8)
Color	gray
Material (component)	CuSn (Contact)
	Ni/Au (Contact surface)
	PC (Contact carriers)
	PA (Housing)
Insertion/withdrawal cycles	≥ 750

Standards and Regulations

Flammability rating according to UL 94	V2
--	----

Cable

Cable type	Ethernet
Signal type/category	Ethernet CAT5 (IEC 11801), 1 Gbps
Cable structure	4x2xAWG26/7; SF/UTP
Conductor cross section	4x 2x 0.14 mm ²
AWG signal line	26
Conductor structure signal line	7x 0.16 mm
Core diameter including insulation	0.92 mm
Thickness, insulation	0.19 mm (Signal line)
Wire colors	white/blue-blue, white/orange-orange, white/green-green, white/brown-brown
Twisted pairs	2 cores to the pair
Overall twist	4 pairs
Shielding	Tinned copper braided shield
Optical shield covering	85 %
External sheath, color	water blue RAL 5021
External cable diameter D	6.2 mm ±0.2 mm
Smallest bending radius, fixed installation	51.2 mm
Smallest bending radius, movable installation	51.2 mm
Outer sheath, material	PUR
Material conductor insulation	PE
Conductor material	Bare Cu litz wires
Insulation resistance	≥ 500 MΩ*km (at 20 °C)
Conductor resistance	≤ 290 Ω/km (at 20 °C)
Wave impedance	100 Ω ±15 Ω (at 100 MHz)
Test voltage Core/Core	700 V (50 Hz, 1 min.)
Test voltage Core/Shield	700 V (50 Hz, 1 min.)

Network cable - NBC-R4AC/5,0-94Z/R4AC - 1403933

Technical data

Cable

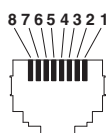
Flame resistance	IEC 60332-1-2
Halogen-free	According to IEC 60754-1
Resistance to oil	in accordance with DIN EN 60811-2-1
Ambient temperature (installation)	-20 °C ... 80 °C

Environmental Product Compliance

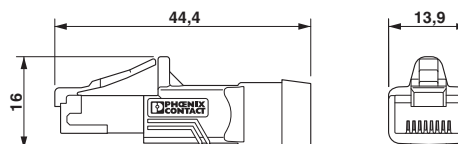
China RoHS	Environmentally Friendly Use Period = 50
	For details about hazardous substances go to tab "Downloads", Category "Manufacturer's declaration"

Drawings

Schematic diagram



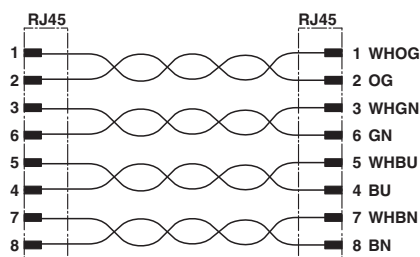
Dimensional drawing



RJ45 connector, IP20

Connector pin assignment plug RJ45

Circuit diagram



Contact assignment of RJ45 plugs