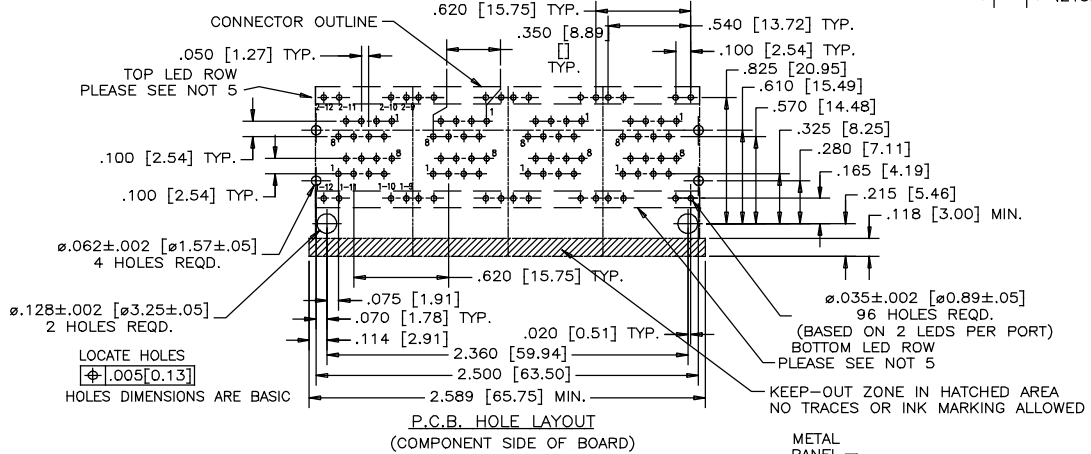
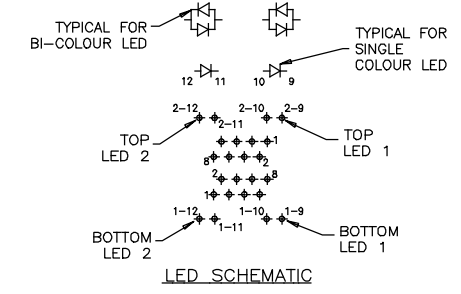
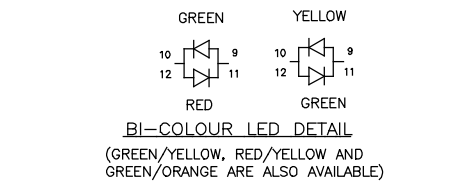
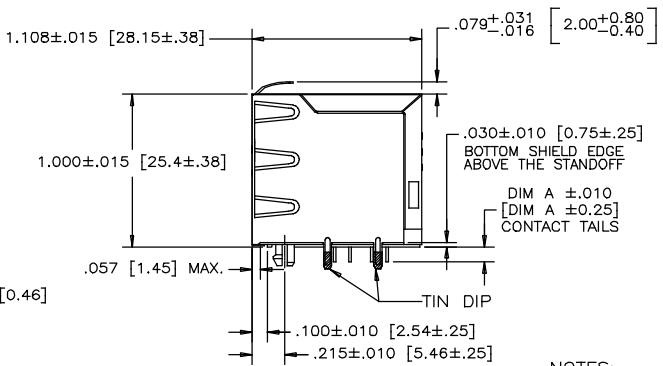
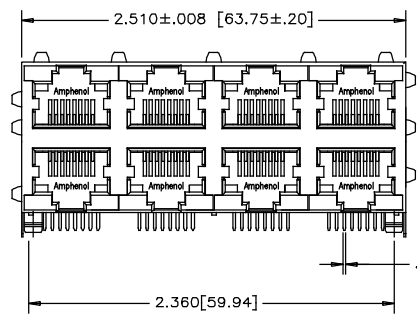

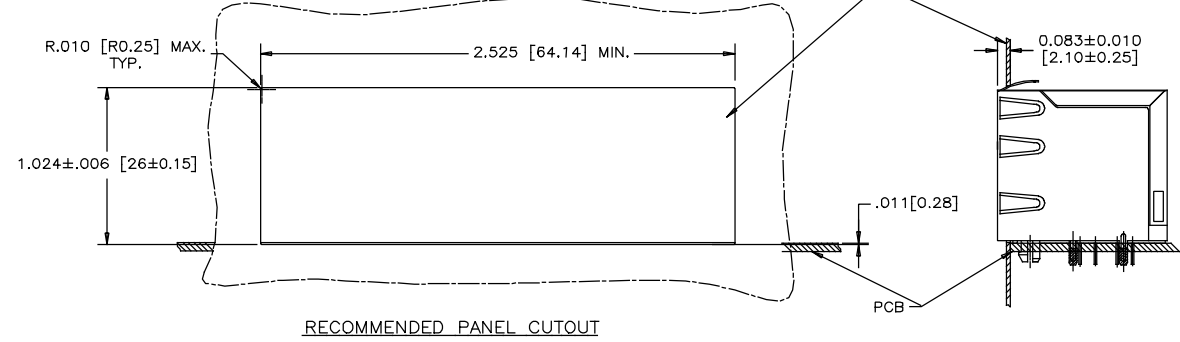


REVISIONS				
SYM	ZONE	ECN, ERN NO.	DATE	APPRD.
C		CORRECT CUTOUT WIDTH.	FEB.17, 2012	L.CHAN



- NOTES:
- MATERIALS:**  
HOUSING: HIGH TEMPERATURE THERMOPLASTIC.  
COLOUR: BLACK. FLAMMABILITY RATING UL 94V-0  
CONTACTS: PHOSPHOR BRONZE  
PLATING: GOLD PLATE PLEASE SEE PART NO. CODE FOR MIN. THICKNESS ON MATING SURFACE.  
50 m " [1.27 MICRONS]  
MIN. NICKEL UNDERPLATE  
100 m " [2.54 MICRONS]  
MIN. MATTE-TIN OR GOLD FLASH ON CONTACT TAILS.  
SHIELD: COPPER ALLOY  
PLATING: NICKEL
  - MECHANICAL:**  
MATING FORCE: 5.0 LBS MAX.  
MATING CYCLES: 750
  - ELECTRICAL:**  
CONTACT RESISTANCE: RJSB(Lower) 20 MILLIOHMS MAXIMUM  
RJST(Upper) 40 MILLIOHMS MAXIMUM  
INSULATION RESISTANCE: 1000 MEGOHMS MINIMUM  
CURRENT RATING: 1.5 AMPS  
VOLTAGE RATING: 150 VOLTS AC  
DIELECTRIC WITHSTANDING VOLTAGE: 1500 VAC RMS SIGNAL PIN TO SHIELD.
  - ENVIRONMENTAL:**  
PACKAGING METHOD: CARTON PACKAGING  
OPERATING TEMPERATURE: -55°C to +85°C
  - P.C.B. HOLE LAYOUT:**  
AMPHENOL PART NUMBER RJSNE-X380-X8 P.C.B LAYOUT LED HOLES ARE OPTIONAL.  
**PART NUMBER: RJSNE-X38X-X8X**  
GOLD PLATING: REFER TO LED OPTIONS DRAWING FOR ORDERING CODES  
D = 6u"  
G = 15u"  
J = 30u"  
5 = 50u"  
SOLDER TAIL LENGTH OPTIONS(DIM A):  
0 = .10 [2.54]  
A = .130 [3.30]

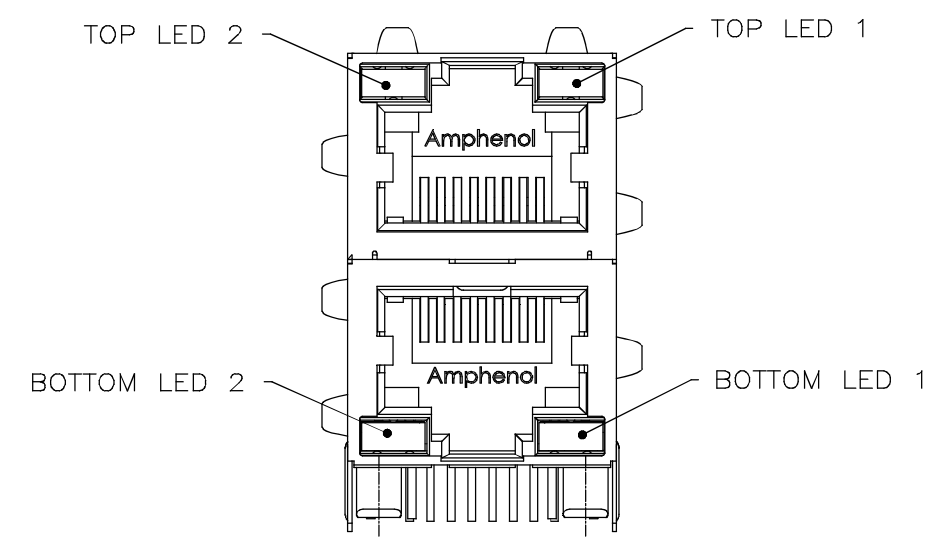


DRAWN Hugh	DATE DEC.30/2011
DESIGNED Hugh	DEC.30/2011
CHECKED L.CHAN	DEC.30/2011
I. E. APPRD.	
Q. A. APPRD.	
DWG. APPRD.	
ENG. REL. NO.	
REF.	
DIMENSIONS ARE IN INCHES [mm]	CODE ID. NO. 03554

<b>Amphenol Canada Corp.</b>	
TITLE STACKABLE MULTI-PORT MODULAR JACK (8 POS. 8 CONTACTS, WITH LED, SHIELDED) - RHSS COMPLIANT	
DWG	DRAWING NO. P-RJSNE-X38X-X8X
REV.	C
SCALE	WT. ----- SURF. ----- SHEET 7 OF 7

THIS DOCUMENT CONTAINS PROPRIETARY INFORMATION AND SUCH INFORMATION MAY NOT BE DISCLOSED TO OTHERS FOR ANY PURPOSE OR USED FOR MANUFACTURING PURPOSES WITHOUT WRITTEN PERMISSION FROM AMPHENOL CANADA CORP.

REVISIONS				
SYM	ZONE	ECN, ERN NO.	DATE	APPRD.
A		PROPOSAL	JAN19/12	L.CHAN
B		ADD LED OPTION	JUN21/12	L.CHAN



TYPICAL FOR TWO & MULTI-PORT

+ - (ANODE) + - (CATHODE)

EXAMPLE:  
PART NUMBER RJSNE-538X-02

LED COLOR CODE

CODE	LED 2 (LEFT)	LED 1 (RIGHT)	CODE	LED 2 (LEFT)	LED 1 (RIGHT)	CODE	LED 2 (LEFT)	LED 1 (RIGHT)
0	BLOCKED	BLOCKED	9	GREEN	BLOCKED	J	BiC RD/GR	YELLOW
1	YELLOW	GREEN	A	BiC GR/YE	BiC GR/YE	K	YELLOW	BiC GR/OR
2	BLOCKED	GREEN	B	BiC RD/GR	BiC RD/GR	L	BiC GR/YE	RED
3	YELLOW	BLOCKED	C	BiC RD/GR	BiC GR/YE	M	RED	YELLOW
4	GREEN	YELLOW	D	GREEN	BiC GR/YE	N	BiC GR/RD	BiC GR/YE
5	GREEN	GREEN	E	YELLOW	BiC GR/YE	P	GREEN	BiC RD/GR
6	YELLOW	YELLOW	F	BiC GR/YE	YELLOW	R	BiC GR/OR	GREEN
7	RED	GREEN	G	BiC GR/OR	BiC GR/OR	T	RED	RED
8	GREEN	RED	H	BiC GR/YE	GREEN	V	BiC RD/GR	GREEN
			W	ADDITIONAL OPTIONS				
			U	SPECIAL CODE FOR TOP & BOTTOM LEDS CONFIGURATION				

EXAMPLE OF ADDITIONAL LED OPTIONS:

PART NUMBER RJSNE-538W-02X

ADDITIONAL LED COLOR CODE  
DENOTES ADDITIONAL LED OPTIONS TO BE USED

CODE	LED 2 (LEFT)	LED 1 (RIGHT)	CODE	LED 2 (LEFT)	LED 1 (RIGHT)	CODE	LED 2 (LEFT)	LED 1 (RIGHT)
0	DO NOT USE		5	BLOCKED	YELLOW	A	LOWC YE	LOWC YE
1	RED	BLOCKED	6	RED	BiC RD/GR	B	LOWC YE	LOWC GR
2	BiC GR/OR	YELLOW	7			C	LOWC GR	LOWC YE
3	YELLOW	RED	8	BiC RD/GR	BLOCKED	D	LOWC GR	LOWC GR
4	BLOCKED	RED	9	BiC GR/YE	BLOCKED	E	BLOCKED	LOWC GR
						F	LOWC GR	LOWC RD
						G	LOWC RD	LOWC GR
						M	LOWC RD	LOWC YE
						N	GREEN	BiC GR/OR
						P	BiC RD/YE	GREEN

EXAMPLE OF THE ADDITIONAL 'U' LED OPTIONS:

PART NUMBER RJSNE-538U-02-XX

BOTTOM ASSY LED (SAME AS STD CODE)  
TOP ASSY LED (SAME AS STD CODE)  
SPECIAL CODE FOR TOP & BOTTOM LEDS CONFIGURATION

LED SPECIFICATIONS:  
FORWARD VOLTAGE: 2.1 VOLTS TYP.  
REVERSE VOLTAGE: 5.0 VOLTS MIN.  
LUMINOUS INTENSITY: 0.5 mCd MIN.  
(AT If=2mA)  
STORAGE TEMPERATURE: -20° TO 85° C  
PLATING ON TAILS: TIN OR TIN/COPPER ALLOY OVER SILVER

PRIMARY COLOR FOR BI-COLOR LEDS IN STANDARD ANODE/CATHODE CONFIGURATION IS:  
RED-GREEN= RED  
RED-YELLOW= RED  
GREEN-YELLOW= GREEN  
GREEN-ORANGE= GREEN

LEGEND  
BiC=BI-COLOR LED  
LOWC=LOW CURRENT LED  
YE=YELLOW  
GR=GREEN  
RD=RED  
OR=ORANGE

NOTE:  
THE TWO DIGITS PRECEDING THE ADDITIONAL LED CODE MUST BE USED IN THE PART NUMBER, WHEN ORDERING ANY OF THE ADDITIONAL LED OPTIONS.

DRAWN	G.HSIA	DATE	JAN.19/12	Amphenol Canada Corp.	
DESIGNED					
CHECKED	L.CHAN	DATE	JAN.19/12	TITLE LED OPTIONS FOR RJSNE, MULTI-PORT CONNECTORS - RoHS COMPLIANT	
I. E. APPRD.				DWG	DRAWING NO.
Q. A. APPRD.					P-RJSNE-LEDS
DWG. APPRD.				REV.	B
ENG. REL. NO.				DIMENSIONS ARE IN INCHES [mm]	CODE ID. NO. 03554
REF.				SCALE	WT. ----- SURF. ----- SHEET 1 OF 1

THIS DOCUMENT CONTAINS PROPRIETARY INFORMATION AND SUCH INFORMATION MAY NOT BE DISCLOSED TO OTHERS FOR ANY PURPOSE OR USED FOR MANUFACTURING PURPOSES WITHOUT WRITTEN PERMISSION FROM AMPHENOL CANADA CORP.