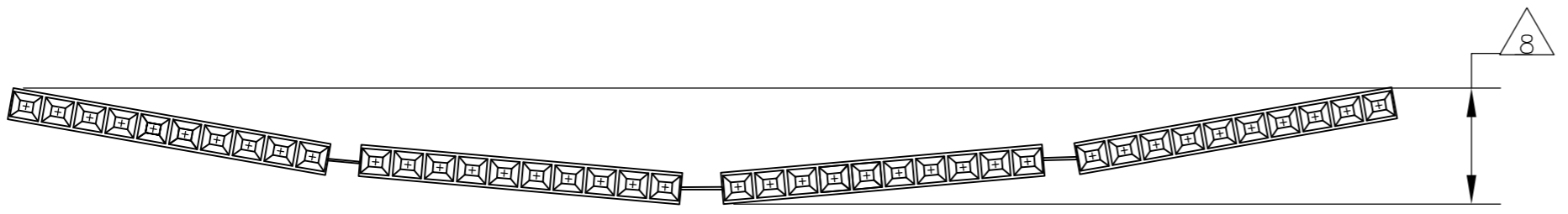
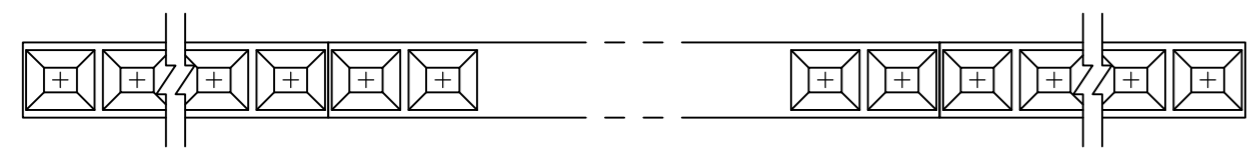
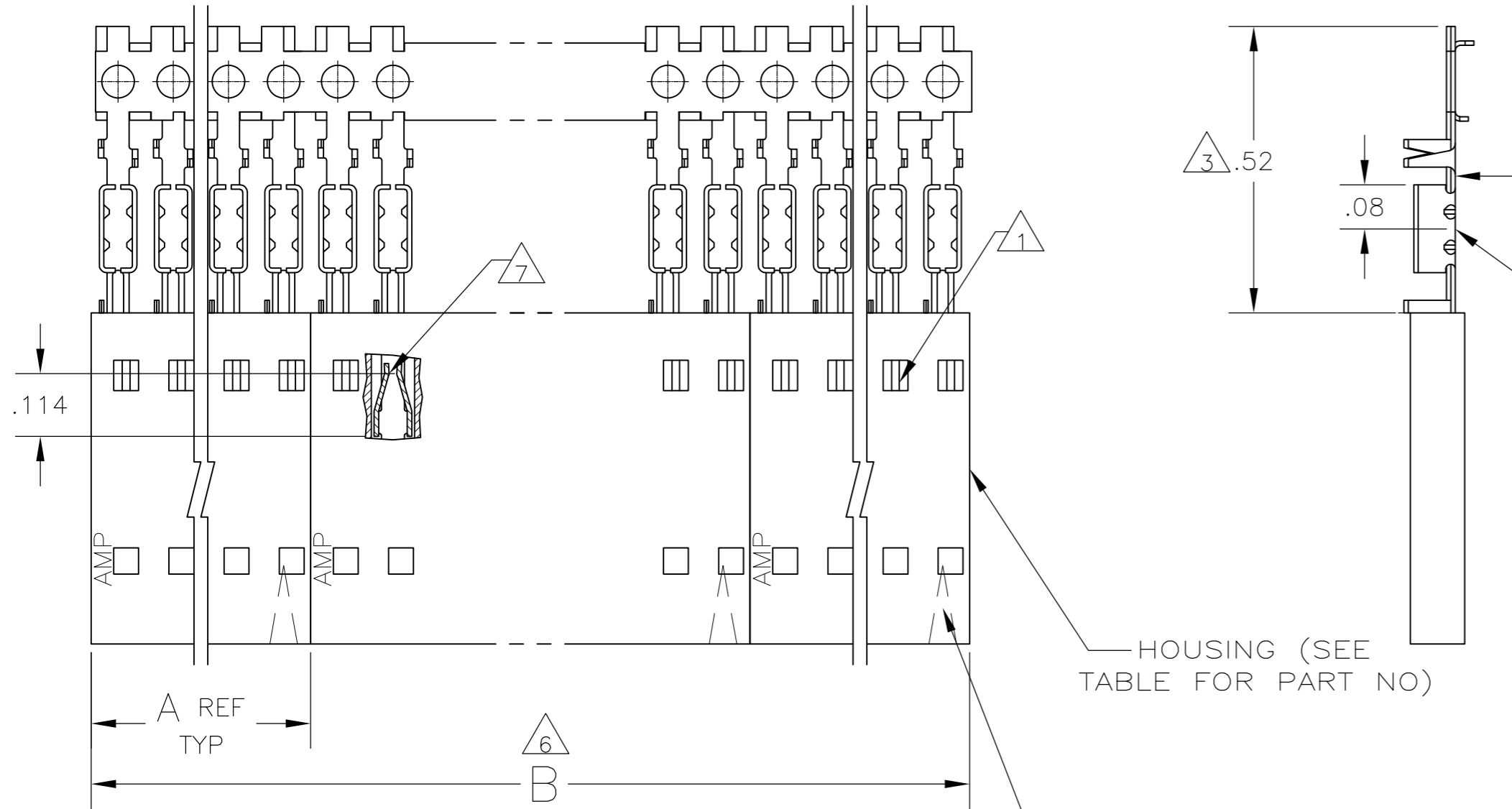


THIS DRAWING IS UNPUBLISHED. RELEASED FOR PUBLICATION
 © COPYRIGHT - By - ALL RIGHTS RESERVED.

LOC		DIST		REVISIONS			
P	LTR	DESCRIPTION	DATE	DWN	APVD		
	H2	REVISED PER ECO-11-004820	11MAR11	RK	HMR		



EXAMPLE: STRIP ASSEMBLY
SCALE 2:1

- 1 CONTACTS ARE LATCHED INTO THE PRELOAD WINDOWS
- 2 USE WITH #22-#26 AWG WIRE SIZE, .054/.030 INSULATION DIAMETER, .015 MAXIMUM INSULATION THICKNESS
- 3 THE DIMENSION APPLIES WITH THE FORWARD PRELOAD STOP IN CONTACT WITH THE HOUSING SURFACE
- 4 POINT OF MEASUREMENT FOR PLATING THICKNESS
- 5 FOR INDIVIDUAL ASSEMBLIES SEE PART NUMBER 103686
- 6 ASSEMBLIES ARE JOINED BY THE CARRIER STRIP. ORDER QUANTITY REFLECTS TOTAL NUMBER OF INDIVIDUAL ASSEMBLIES REQUIRED. SEE TABLE FOR NUMBER OF ASSEMBLIES PER STRIP.
- 7 POINT OF MEASUREMENT FOR PLATING THICKNESS (INSIDE BEAMS)
- 8 MAXIMUM ALLOWABLE BOW OF ASSEMBLY NOT TO EXCEED .055.
- 9 FINISH : CONTACTS : .000015 GOLD IN THE CONTACT AREA, .000050-.000100 BRIGHT TIN-LEAD ON THE TERMINATION AREA, ALL OVER .000050 NICKEL.
- 10 FINISH : CONTACTS : .000015 GOLD IN THE CONTACT AREA, .000050-.000100 MATTE TIN ON THE TERMINATION AREA, ALL OVER .000050 NICKEL.
- 11 OBSOLETE PARTS: OBSOLETE CIS STREAMLINING PER D.RENAUD/D.SINISI

10	2	2.40	1.198	1-103688-1	12	6-103975-1
10	2	2.20	1.098	1-103688-0	11	6-103975-0
10	2	2.00	.998	103688-9	10	5-103975-9
10	2	1.80	.898	103688-8	9	5-103975-8
11	2	1.60	.798	103688-7	8	5-103975-7
10	2	1.40	.698	103688-6	7	5-103975-6
10	4	2.39	.598	103688-5	6	5-103975-5
10	4	1.99	.498	103688-4	5	5-103975-4
10	5	1.99	.398	103688-3	4	5-103975-3
10	8	2.40	.298	103688-2	3	5-103975-2
10	10	2.00	.198	103688-1	2	5-103975-1
9	2	2.40	1.198	1-103688-1	12	1-103975-1
9	2	2.20	1.098	1-103688-0	11	1-103975-0
9	2	2.00	.998	103688-9	10	103975-9
9	2	1.80	.898	103688-8	9	103975-8
11	2	1.60	.798	103688-7	8	103975-7
9	2	1.40	.698	103688-6	7	103975-6
9	4	2.39	.598	103688-5	6	103975-5
9	4	1.99	.498	103688-4	5	103975-4
9	5	1.99	.398	103688-3	4	103975-3
9	8	2.40	.298	103688-2	3	103975-2
9	10	2.00	.198	103688-1	2	103975-1
PLATING	6	B	A	HOUSING PART NUMBER	NO OF POSN	ASSEMBLY PART NUMBER ON STRIP

THIS DRAWING IS A CONTROLLED DOCUMENT. DWN L.MAYER 29 SEPT 86
 CHK P.C.DEJONG 12 NOV 86
 APVD P.C.DEJONG 12 NOV 86

DIMENSIONS: INCHES TOLERANCES UNLESS OTHERWISE SPECIFIED:
 0 PLC ± -
 1 PLC ± -
 2 PLC ± .02
 3 PLC ± .005
 4 PLC ± -
 ANGLES ± -
 FINISH SEE TABLE

PRODUCT SPEC 108-25034
 APPLICATION SPEC 114-25026
 WEIGHT -

NAME P.C.DEJONG
 SIZE A2 CAGE CODE 00779 DRAWING NO C=103975
 RESTRICTED TO -

TE Connectivity
 ASSY, AMPMODU MTE, RECEPTACLE, SINGLE ROW, .100 C/L, FOR NO 22-NO 26 AWG WIRE SIZE, STRIP FORM

CUSTOMER DRAWING SCALE 4:1 SHEET 1 OF 1 REV H2