

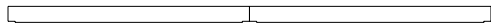


PART No. CWBA272

for more information visit
www.hammfg.com

Data subject to change without notice

Isometric drawing Not to Scale

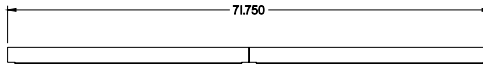


BACK VIEW

LEFT SIDE VIEW



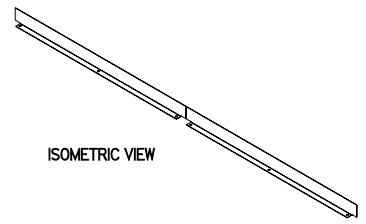
TOP VIEW



FRONT VIEW



BOTTOM VIEW



ISOMETRIC VIEW



RIGHT SIDE VIEW