


## Metalized Polypropylene Film Capacitor

Type : **ECWH(C)**

Non-inductive construction using metallized polypropylene film with flame retardant epoxy resin coating



### Features

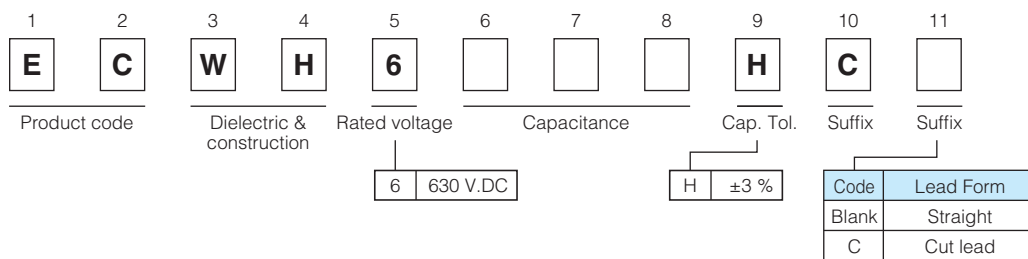
- Excellent electrical characteristics
- Low loss
- Flame-retardant epoxy resin coating
- RoHS directive compliant

### Recommended applications

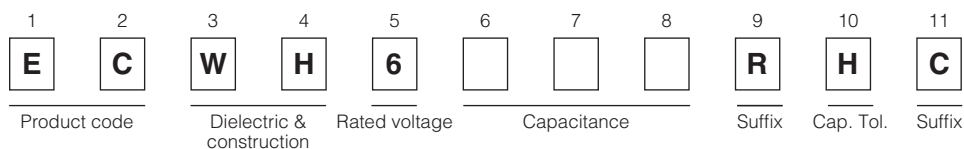
- General resonance circuit (630 V.DC, 1250 V.DC)
- Resonance circuits for microwave oven and IH cooker (630 V.DC, 1250 V.DC)
- Resonance circuits for microwave oven (630 V.DC, 1250 V.DC)
- General high voltage circuit (3000 V.DC)

### Explanation of part number

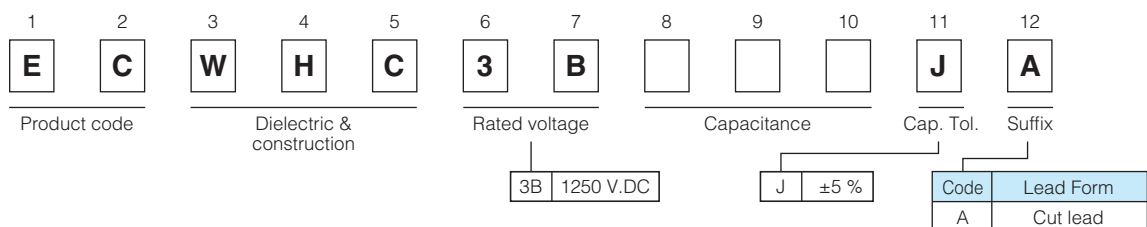
- Rated voltage 630 V.DC (Bulk)



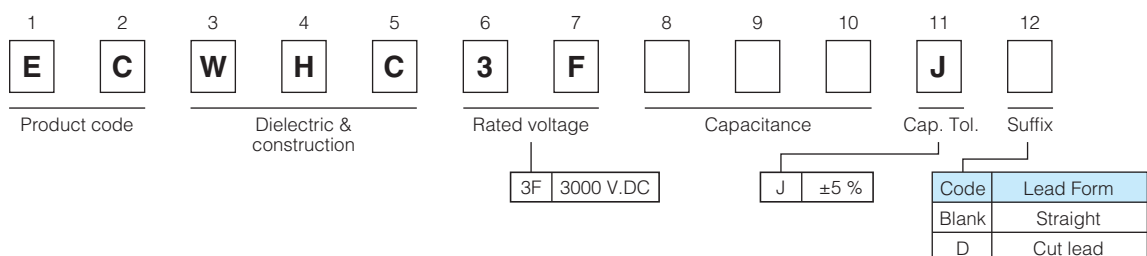
- Rated voltage 630 V.DC (Odd size taping)



- Rated voltage 1250 V.DC (Cut lead)



- Rated voltage 3000 V.DC (Bulk)

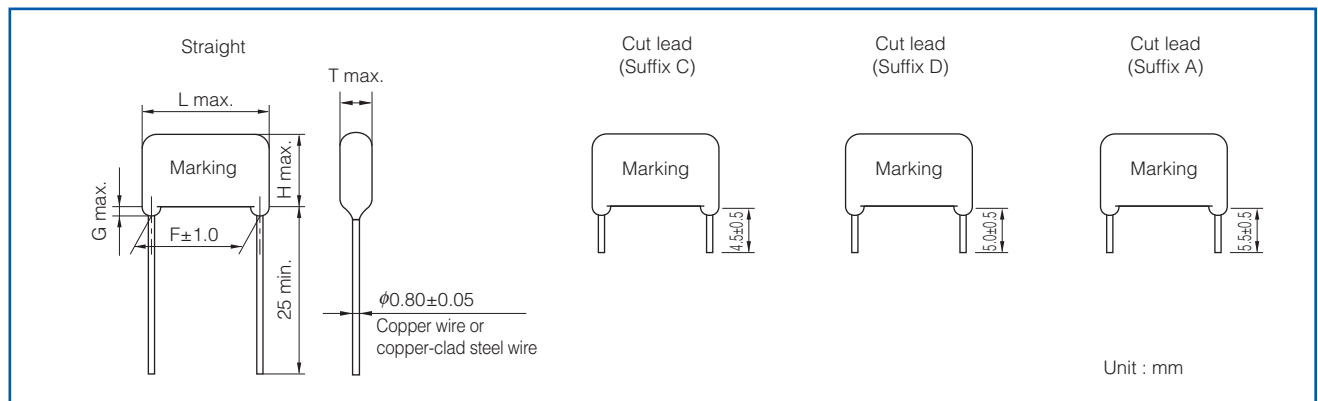


## Specifications

Category temp. range (Including temperature-rise on unit surface)	630 V.DC	- 40 °C to +105 °C : General resonance circuit - 40 °C to +85 °C : When using compulsive air cooling for a resonance circuit
	1250 V.DC	- 40 °C to +105 °C : General resonance circuit - 40 °C to +85 °C : When using compulsive air cooling for a resonance circuit
	3000 V.DC	- 40 °C to +85 °C : General high voltage circuit
Rated voltage	630 VDC, 1250 VDC, 3000 VDC	
Capacitance range	630 V.DC	0.10 μF to 0.33 μF
	1250 V.DC	0.08 μF to 0.12 μF
	3000 V.DC	0.0024 μF to 0.01 μF
Capacitance tolerance	630 V.DC	±3 % (H)
	1250 V.DC	±5 % (J)
	3000 V.DC	±5 % (J)
Dissipation factor (tan δ)	630 V.DC	tan δ ≤ 0.05 % ( 20 °C, 1 kHz )
	1250 V.DC	tan δ ≤ 0.1 % ( 20 °C, 10 kHz )
	3000 V.DC	tan δ ≤ 0.1 % ( 20 °C, 1 kHz ), tan δ ≤ 0.1 % ( 20 °C, 10 kHz )
Withstand voltage	Between terminals : Rated volt. (V.DC) × 150 %, 60 s	
Insulation resistance (IR)	630 V.DC	IR ≥ 9000 MΩ (20 °C, 500 V.DC, 60 s)
	1250 V.DC	
	3000 V.DC	IR ≥ 50000 MΩ (20 °C, 500 V.DC, 60 s)

\* In case of applying voltage in alternating current (50 Hz or 60 Hz sine wave) to a capacitor with DC rated voltage, please refer to the page of "Permissible voltage (R.M.S) in alternating current corresponding to DC rated voltage".

## Dimensions

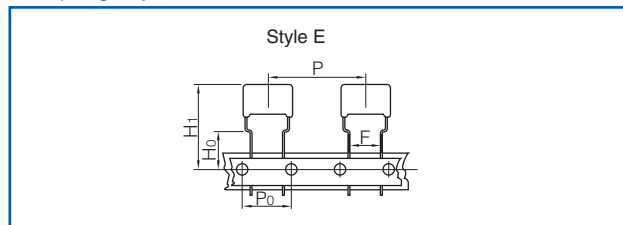


## Packaging specifications for bulk package

- Packing quantity : 100 pcs./bag

## Taping specifications for automatic insertion

- Taping style



\* Refer to the page of taping specifications.

- Taping style

Type	Rated voltage (V.DC)	Capacitance range (μF)	Taping style					Packing	
			AD	AS	B	C	D		E
ECWH(C)	630	0.10 to 0.33						○	Ammo

\* See the column "Rating · Dimensions · Quantity" for packing quantity

- Lead spacing

Style	Lead spacing
E	7.5 mm

## Rating · Dimensions · Quantity

● Rated voltage : 630 V.DC, Capacitance tolerance :  $\pm 3\%$ (H)

Part No.	Capacitance ( $\mu\text{F}$ )	Dimensions (mm)						Min. order Q'ty	
		L max.	T max.	H max.	F	G max.	$\phi\text{d}$	Taping 7.5 mm	Bulk
ECWH6104HC( )	0.10	20.7	8.6	13.5	17.5	1.5	0.8	350	1000
ECWH6114HC( )	0.11	20.7	9.0	13.9	17.5	1.5	0.8	300	
ECWH6124HC( )	0.12	20.7	9.4	14.3	17.5	1.5	0.8	250	
ECWH6184HC( )	0.18	20.7	11.5	16.3	17.5	1.5	0.8	200	
ECWH6214HC( )	0.21	20.7	12.4	17.2	17.5	1.5	0.8	200	700
ECWH6244HC( )	0.24	20.7	13.2	18.1	17.5	1.5	0.8		
ECWH6274HC( )	0.27	20.7	14.0	18.9	17.5	1.5	0.8		
ECWH6284HC( )	0.28	20.7	14.3	19.1	17.5	1.5	0.8		
ECWH6304HC( )	0.30	20.7	14.8	19.6	17.5	1.5	0.8		
ECWH6324HC( )	0.32	20.7	14.5	20.9	17.5	1.5	0.8		
ECWH6334HC( )	0.33	20.7	14.7	21.1	17.5	1.5	0.8		

\* ( ) : Suffix for lead form

● Rated voltage : 1250 V.DC, Capacitance tolerance :  $\pm 5\%$ (J)

Part No.	Capacitance ( $\mu\text{F}$ )	Dimensions (mm)						Min. order Q'ty	
		L max.	T max.	H max.	F	G max.	$\phi\text{d}$	Bulk	
ECWHC3B803JA	0.08	20.7	12.0	19.0	17.5	1.5	0.8	700	
ECWHC3B104JA	0.10	20.7	13.5	20.6	17.5	1.5	0.8		
ECWHC3B114JA	0.11	20.7	14.2	21.3	17.5	1.5	0.8	600	
ECWHC3B124JA	0.12	20.7	14.9	21.9	17.5	1.5	0.8		

● Rated voltage : 3000 V.DC, Capacitance tolerance :  $\pm 5\%$ (J)

Part No.	Capacitance ( $\mu\text{F}$ )	Dimensions (mm)						Min. order Q'ty	
		L max.	T max.	H max.	F	G max.	$\phi\text{d}$	Bulk	
ECWHC3F242J( )	0.0024	25.8	6.1	10.9	22.5	1.5	0.8	1000	
ECWHC3F362J( )	0.0036	25.8	7.2	11.9	22.5	1.5	0.8		
ECWHC3F392J( )	0.0039	25.8	7.5	12.2	22.5	1.5	0.8		
ECWHC3F432J( )	0.0043	25.8	6.5	11.2	22.5	1.5	0.8		
ECWHC3F562J( )	0.0056	25.8	7.3	12.0	22.5	1.5	0.8		
ECWHC3F822J( )	0.0082	25.8	7.5	15.3	22.5	1.5	0.8		
ECWHC3F103J( )	0.01	25.8	8.2	16.1	22.5	1.5	0.8		

\* ( ) : Suffix for lead form