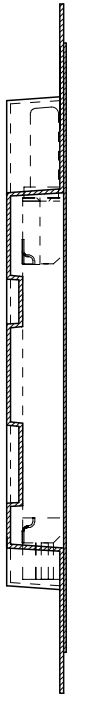
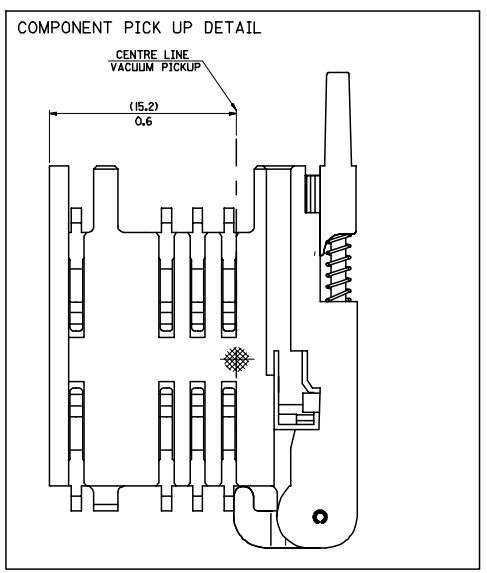
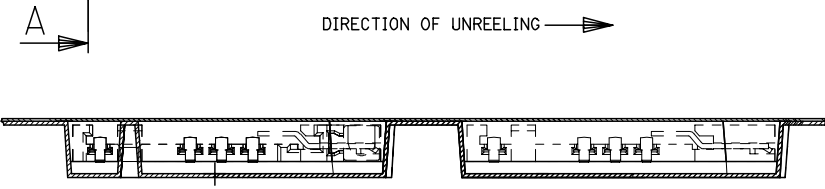
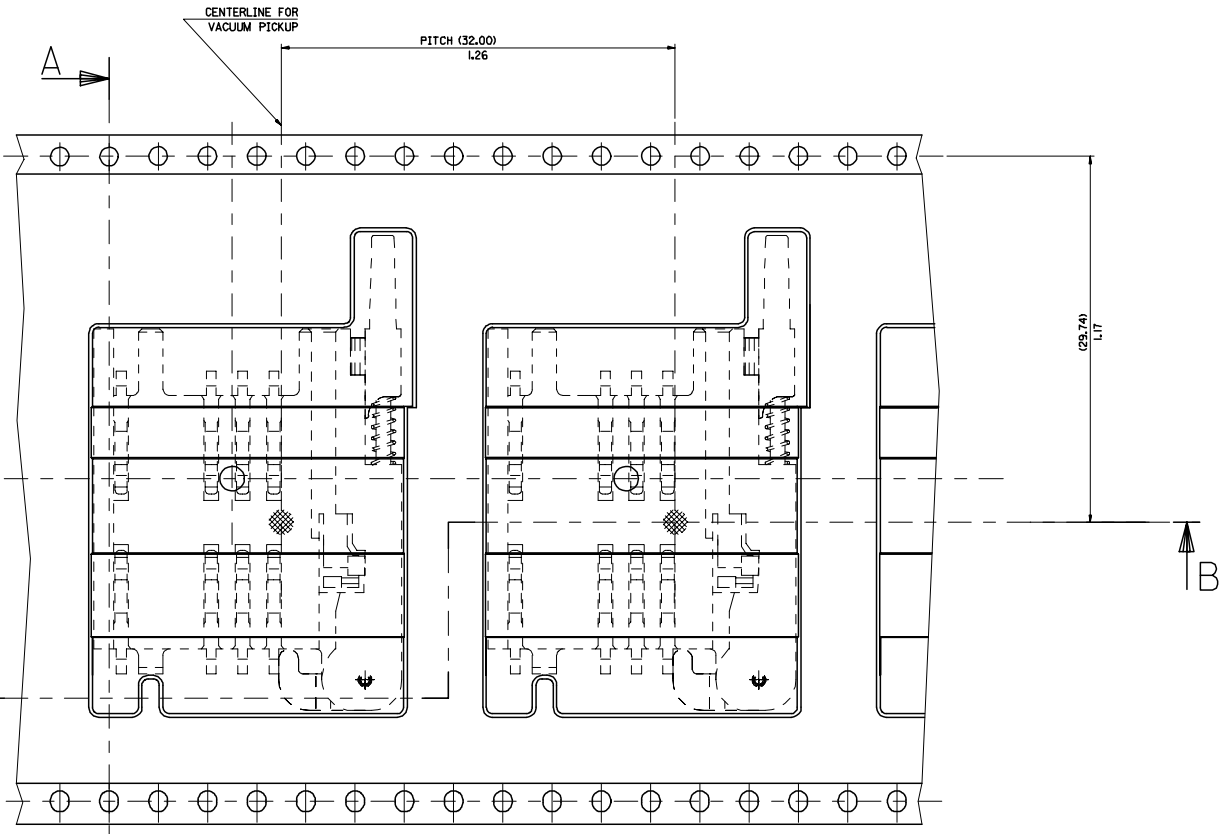


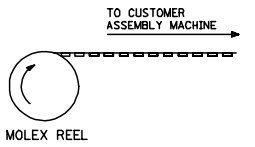
20 19 18 17 16 15 14 13 12 11 10 9 8 7 6 5 4 3 2 1



PART NO	DESCRIPTION
91228-0005 & 91228-3005	SIM CONNECTOR WITHOUT PEGS
91228-0010 & 91228-3010	SIM CONNECTOR WITH PEGS
91228-0006 & 91228-3006	SIM CONNECTOR WITH PEGS



DIRECTION OF UNREELING →



NOTES:  
1) FOR ALL UNSPECIFIED NOTES, DETAILS AND DIMENSIONS SEE SHEET 1

ADDED NEW P/ANS ECN NO. E2007-0648 2007/02/19 DRAWN BY MAHER 2007/02/17 CHECKED FUGGAN 2007/02/22 APPROVED EFOLAN 2007/02/26	QUALITY SYMBOLS ▽=0 ▽=0	GENERAL TOLERANCES (UNLESS SPECIFIED) mm INCH		DIMENSION STYLE MM/IN	SCALE ---	DESIGN UNITS METRIC	THIRD ANGLE PROJECTION	
		4 PLACES ± --- ± ---	DRAWN BY MAHER	DATE 2006/12/07	TITLE BLISTER PACKAGING SIM CARD PCB HOUSING			
		3 PLACES ± --- ± ---	CHECKED BY FUGGAN	DATE 2006/12/07	MOLEX INCORPORATED			
		2 PLACES ± 0.1 ± --- 1 PLACE ± 0.2 ± ---	APPROVED BY EFOLAN	DATE 2006/12/07	MATERIAL NO. SEE CHART	DOCUMENT NO. SDA-91228-9001	SHEET NO. 2 OF 4	
DRAFT WHERE APPLICABLE MUST REMAIN WITHIN DIMENSIONS		THIS DRAWING CONTAINS INFORMATION THAT IS PROPRIETARY TO MOLEX INCORPORATED AND SHOULD NOT BE USED WITHOUT WRITTEN PERMISSION						

19 18 17 16 15 14 13 12 11 10 9 8 7 6 5 4 3 2 1