P.C.B. HOLE DIM. ACTION PIN				
DRILLED HOLE	:1,15	±0,025		mm
FIN. HOLE	:0,94	to	1,09	mm
AFTER REFLOW	:0,91	to	1,09	mm
Cu-thks	:0,025	to	0,075	mm
SnPb-thks	:0,004	to	0,010	mm

DO NOT SCALE
DIMENSIONS IN mm

METRIC

THIRD ANGLE PROJECTION



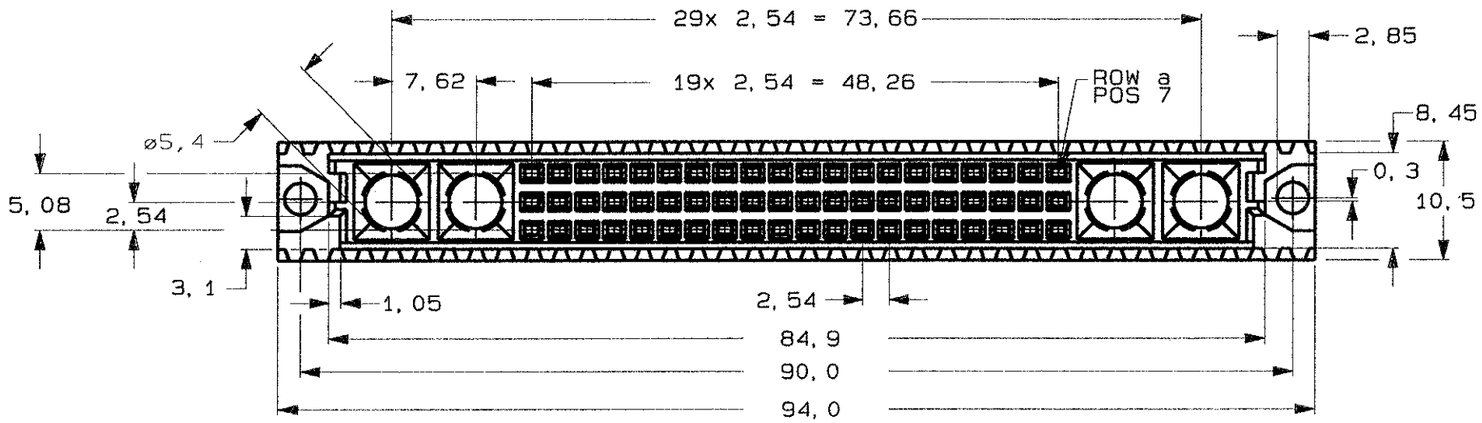

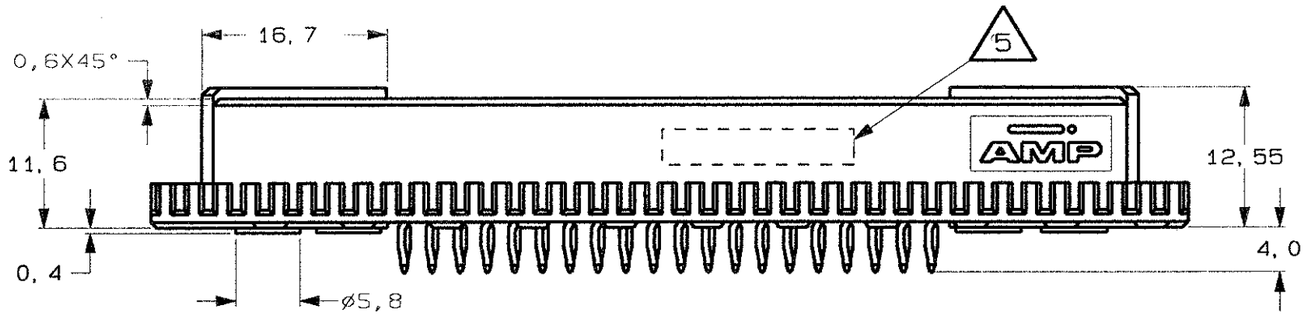

NOTES

1. CONNECTOR MEETS REQUIREMENTS ACC. DIN 41612.
2. MATERIAL CONTACT: PHOSPHORBRONZE.
   MATERIAL HOUSING: GLASSFILLED THERM. POLYESTER.
3. AT CONTACT AREA 1,25µm GOLD OVER 1,25µm NICKEL.
   REMAINDER 1,25µm TIN-LEAD (93/7).
4. AT CONTACT AREA 0,8µm GOLD OVER 1,25µm NICKEL.
   REMAINDER 1,25µm TIN-LEAD (93/7).
5. CONNECTOR PRINTED WITH PARTNUMBER AND DATECODE
   ON OUTSIDE OF MATING AREA OF ROW c.



AN ASTERISK ,,X'' DENOTES A SIGNAL CONTACT.
AN ASTERISK ,,o'' DENOTES A POWER CAVITY.

	FINISH	MATERIAL	PARTNUMBER
	4	2	216974-4
OBS	3	2	216974-1

CUSTOMER DRAWING

FOR REFERENCE ONLY

WILL NOT BE UPDATED

AMP

AMP-HOLLAND B.V.
's-Hertogenbosch, The Netherlands.

THIS DRAWING IS UNPUBLISHED ~~RELEASED FOR PUBLICATION~~ , 19

© COPYRIGHT 19 BY AMP-HOLLAND B.V.
ALL INTERNATIONAL RIGHTS RESERVED.
AMP PRODUCTS MAY BE COVERED BY U.S. AND FOREIGN PATENTS AND/OR PATENTS PENDING.

DR.	DATE	WIRE RANGE	NAME	REV.DATE D M Y
R.v.Lokven	29.11.90	-	60 POS FEMALE CONN. ASS'Y TYPE M WITH ACTION-PIN FOR 2,4-3,2mm P.C. BOARD THK'S.	09 02 98
CHK. J.v.Grunsven	-	INSUL.RANGE -		
APP. L.v.Soest	-	SIZE A3 / SHEET 1 OF 1	DWG. No. 216974	REV.LTR. A

8 7 6 5 4 3 2 1

F E D C B A