

Test disconnect terminal block - UGSK 6 - 3026285

Please be informed that the data shown in this PDF Document is generated from our Online Catalog. Please find the complete data in the user's documentation. Our General Terms of Use for Downloads are valid (<http://phoenixcontact.com/download>)



Test disconnect terminal block, With slide, Connection method: Screw connection, Cross section: 0.5 mm² - 10 mm², AWG: 20 - 10, Width: 8.2 mm, Mounting type: NS 35/7,5, NS 35/15, NS 32, Color: gray

Product Features

- The URTK 6 test disconnect terminal block and the UGSK 6 slide-type terminal block were developed specifically for use in current transformer secondary circuits
- Can be fitted on both sides with fixed and switchable bridges as well as test sockets with 4 mm diameter



Key commercial data

Packing unit	1 pc
Weight per Piece (excluding packing)	31.61 GRM
Custom tariff number	85369010
Country of origin	Poland

Technical data

General

Number of levels	1
Number of connections	2
Color	gray
Insulating material	PA
Inflammability class according to UL 94	V0
Rated surge voltage	6 kV
Pollution degree	3
Surge voltage category	III
Insulating material group	I
Connection in acc. with standard	IEC 60947-7-1
Maximum load current (lower level)	57 A
Additional text	with 10 mm ² conductor cross section

Test disconnect terminal block - UGSK 6 - 3026285

Technical data

General

Nominal current I_N (lower level)	41 A
Nominal voltage U_N	400 V
Open side panel	ja
Shock protection test specification	DIN EN 50274 (VDE 0660-514):2002-11
Back of the hand protection	guaranteed
Finger protection	guaranteed
Surge voltage test setpoint	7.3 kV
Result of surge voltage test	Test passed
Power frequency withstand voltage setpoint	1.89 kV
Result of power-frequency withstand voltage test	Test passed
Checking the mechanical stability of terminal points (5 x conductor connection)	Test passed
Bending test rotation speed	10 rpm
Bending test turns	135
Bending test conductor cross section/weight	0.5 mm ² / 0.3 kg
	6 mm ² / 1.4 kg
	10 mm ² / 2 kg
Result of bending test	Test passed
Conductor cross section tensile test	0.5 mm ²
Tractive force setpoint	40 N
Conductor cross section tensile test	6 mm ²
Tractive force setpoint	160 N
Conductor cross section tensile test	10 mm ²
Tractive force setpoint	180 N
Tensile test result	Test passed
Requirements, voltage drop	$U_1 \leq 3.2 \text{ mV}; U_2 \leq 1.5 \times U_1$
Result of voltage drop test	Test passed
Temperature-rise test	Test passed

Dimensions

Length	91 mm
Width	8.2 mm
Height NS 35/7,5	51 mm
Height NS 35/15	58.5 mm
Height NS 32	56 mm

Connection data

Conductor cross section solid min.	0.5 mm ²
------------------------------------	---------------------

Test disconnect terminal block - UGSK 6 - 3026285

Technical data

Connection data

Conductor cross section solid max.	10 mm ²
Conductor cross section stranded min.	0.5 mm ²
Conductor cross section stranded max.	6 mm ²
Conductor cross section AWG/kcmil min.	20
Conductor cross section AWG/kcmil max	8
Conductor cross section stranded, with ferrule without plastic sleeve min.	0.5 mm ²
Conductor cross section stranded, with ferrule without plastic sleeve max.	6 mm ²
Conductor cross section stranded, with ferrule with plastic sleeve min.	0.5 mm ²
Conductor cross section stranded, with ferrule with plastic sleeve max.	6 mm ²
2 conductors with same cross section, solid min.	0.5 mm ²
2 conductors with same cross section, solid max.	2.5 mm ²
2 conductors with same cross section, stranded min.	0.5 mm ²
2 conductors with same cross section, stranded max.	4 mm ²
2 conductors with same cross section, stranded, ferrules without plastic sleeve, min.	0.5 mm ²
2 conductors with same cross section, stranded, ferrules without plastic sleeve, max.	2.5 mm ²
2 conductors with same cross section, stranded, TWIN ferrules with plastic sleeve, min.	0.5 mm ²
2 conductors with same cross section, stranded, TWIN ferrules with plastic sleeve, max.	4 mm ²
Connection method	Screw connection
Stripping length	10 mm
Screw thread	M4
Tightening torque, min	1.2 Nm
Tightening torque max	1.4 Nm
Disconnect element	M3 0.6 Nm 0.8 Nm

Classifications

eCl@ss

eCl@ss 4.0	27141126
eCl@ss 4.1	27141126
eCl@ss 5.0	27141127
eCl@ss 5.1	27141127
eCl@ss 6.0	27141127
eCl@ss 7.0	27141127
eCl@ss 8.0	27141126

Test disconnect terminal block - UGSK 6 - 3026285

Classifications

ETIM

ETIM 2.0	EC000902
ETIM 3.0	EC000902
ETIM 4.0	EC000902
ETIM 5.0	EC000902

UNSPSC

UNSPSC 6.01	30211811
UNSPSC 7.0901	39121410
UNSPSC 11	39121410
UNSPSC 12.01	39121410
UNSPSC 13.2	39121410

Approvals

Approvals


Approvals

UL Recognized / cUL Recognized / GOST / PRS / GOST / cULus Recognized

Ex Approvals


Approvals submitted

Approval details

UL Recognized 	
mm ² /AWG/kcmil	26-8
Nominal current I _N	50 A
Nominal voltage U _N	300 V

Test disconnect terminal block - UGSK 6 - 3026285

Approvals

cUL Recognized 	
mm ² /AWG/kcmil	26-8
Nominal current I _N	50 A
Nominal voltage U _N	300 V

GOST 
--

PRS


GOST 

cULus Recognized 
--

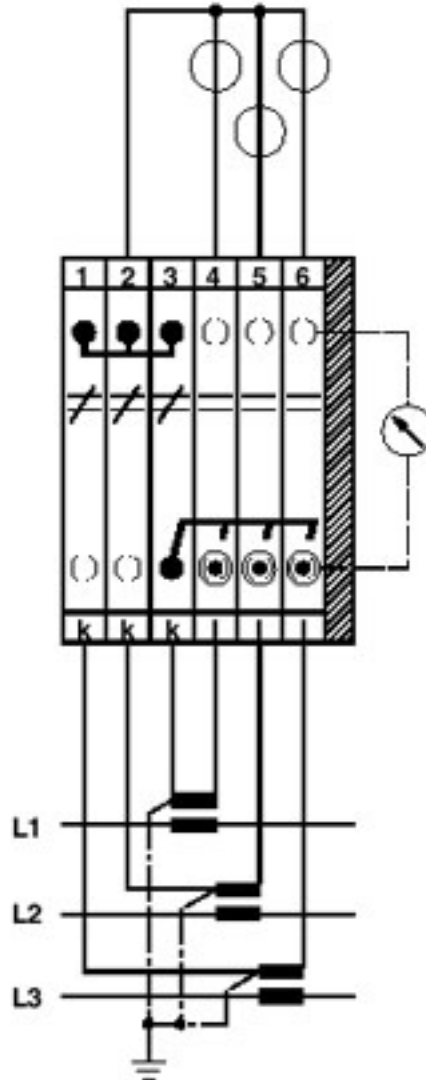
Drawings

Test disconnect terminal block - UGSK 6 - 3026285

Circuit diagram



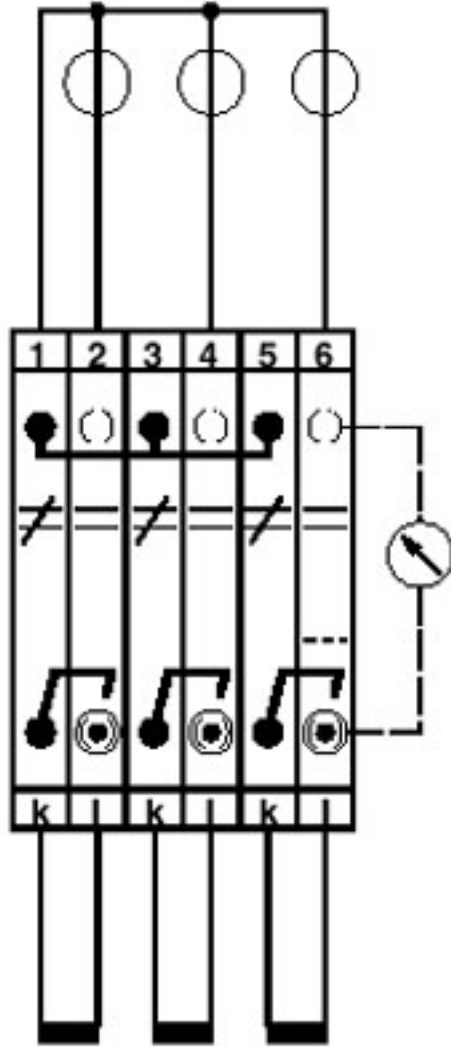
Schematic diagram



Three-phase linked transducer test set

Test disconnect terminal block - UGSK 6 - 3026285

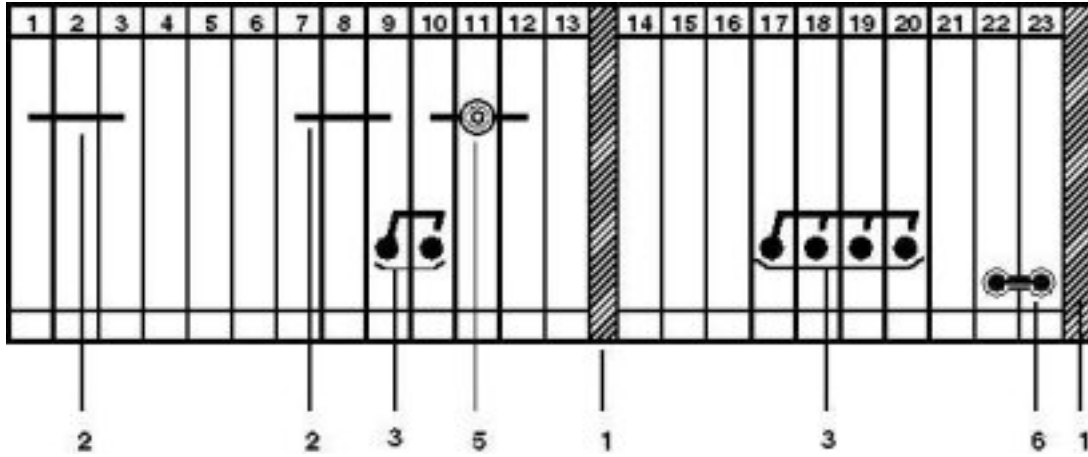
Schematic diagram



Three-phase transducer test set

Test disconnect terminal block - UGSK 6 - 3026285

Circuit diagram



- a = open
- 1 = cover
- 2 = fixed bridge
- 3 = switch bar
- 4 = switching lock
- 5 = test plug socket
- 6 = short-circuit plug