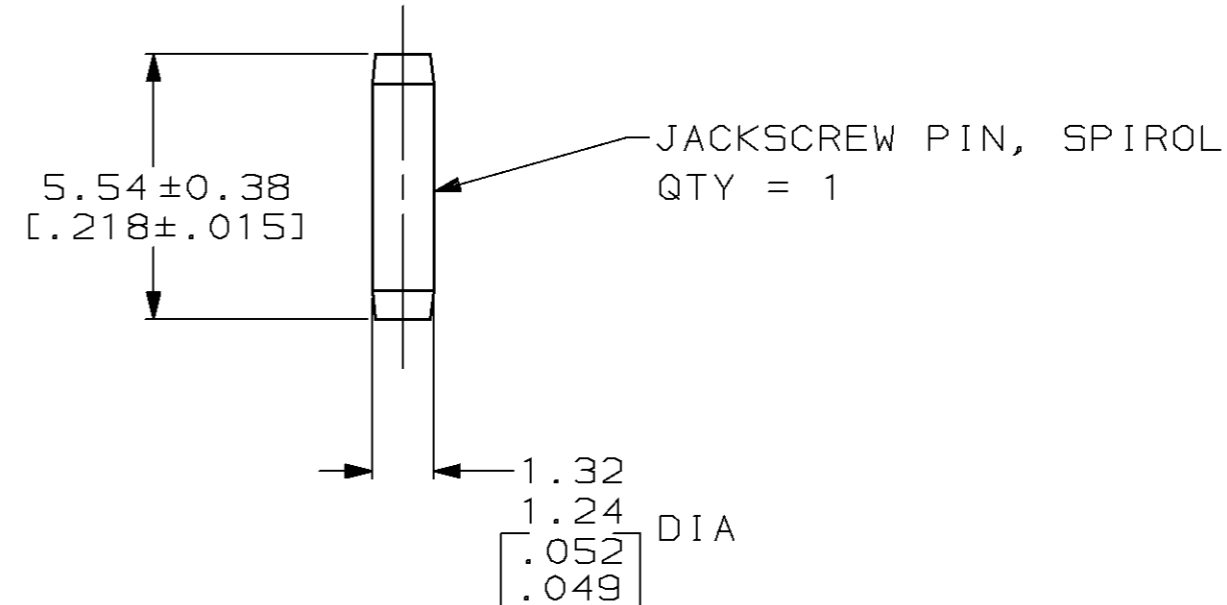
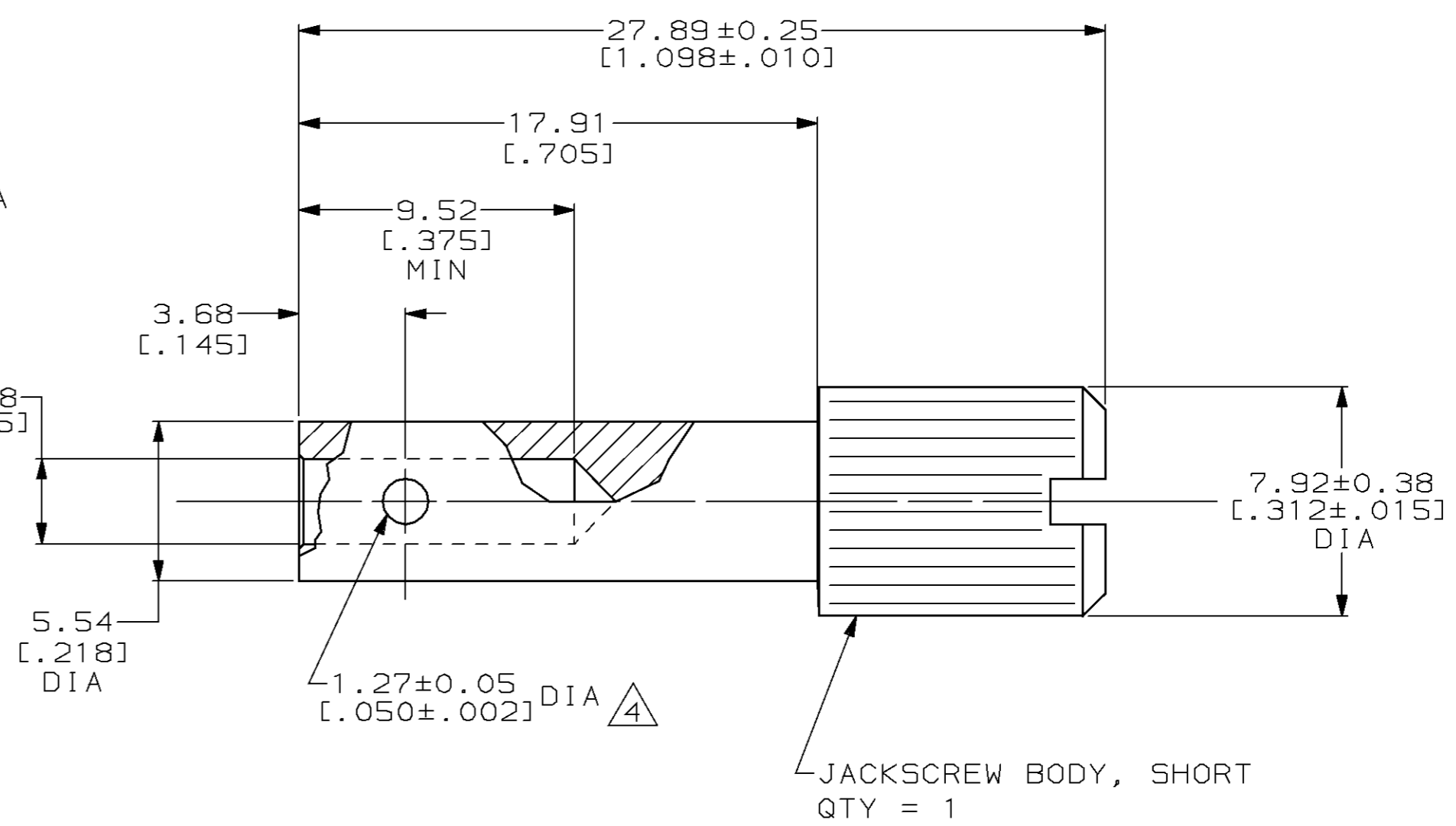
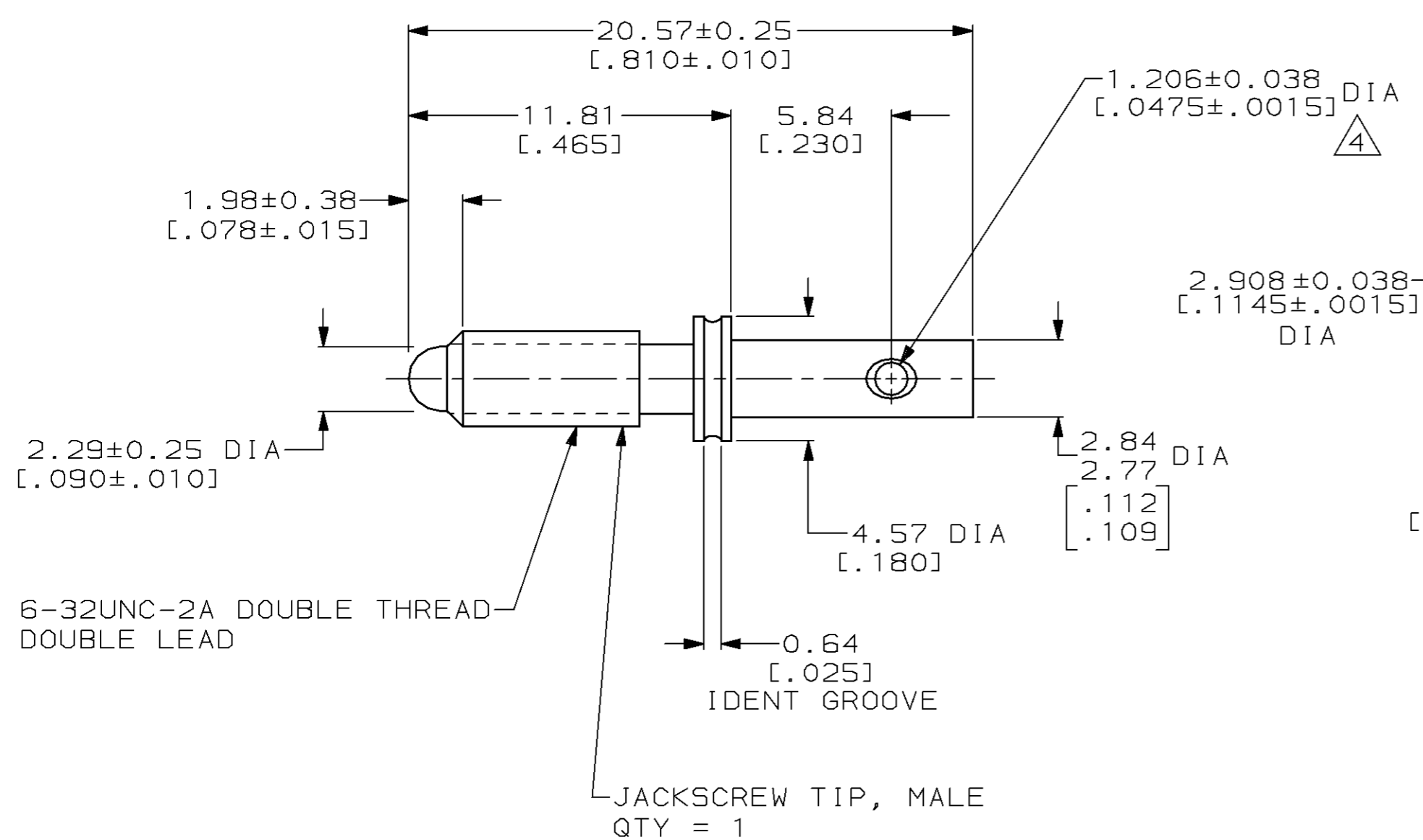


MOD		LOC		DIST		P		F		REVISIONS			
ZONE	LTR	DESCRIPTION			DATE	APPD							
2	BD	36								T	REDRAWN W/O CHANGE & REV PER EC 0020-307-94	05/23/94	TC



- 1 ZINC.
- 2 STAINLESS STEEL.
- 3. TO ASSEMBLE JACKSCREW REFER TO INSTRUCTION SHEET #1189.
- 4 HOLE CENTRALLY LOCATED WITHIN ±0.07 [.003] OF THE 5.54 [.218] DIA AND THE 2.77/2.84 [.109/.112] DIA CENTER LINES.
- 5 CHROMATE CONVERSION, CLEAR.

DO NOT SCALE PRINT. UNLESS SPECIFIED DIMENSIONS IN mm [INCHES] TOLERANCES ON : 2 PLC DEC ±0.13 [.005] 3 PLC DEC ± - ANGLES ± -		DR 05/23/94 K.FOLTZ	AMP Incorporated Harrisburg, PA 17105-3608	
MATERIAL JACKSCREW BODY: 1 JACKSCREW TIP: 2 JACKSCREW PIN: 2	CHK 06/16/94 R.STONE	APPD 06/17/94 T.COULSON		
FINISH JACKSCREW BODY: 5 JACKSCREW PIN: PASSIVATED	APPD 06/17/94 T.COULSON	PRODUCT SPEC -	SIZE C 00779	DRAWING NO C=200868
THIS DRAWING IS A CONTROLLED DOCUMENT FOR AMP INCORPORATED. IT IS SUBJECT TO CHANGE AND THE CONTROLLING ENGINEERING ORGANIZATION SHOULD BE CONTACTED FOR THE LATEST REVISION.		APPLICATION SPEC -	WEIGHT -	SCALE 5:1
			CAGE CODE 00779	SHEET 1 OF 1