PART NUMBER	REV	FIRST USED	TERMINATOR	FEED TYPE	DESCRIPTION
1426216-1	D	-	LEADMAKER	MECH POST FEED	CUTS CARRIER
1426216-2	D	-	BENCH	MECH PRE FEED	CUTS CARRIER
1426216-6	D	-	LEADMAKER	MECH POST FEED	CONTINUOUS CARRIER
7-1426216-1	D	-	LEADMAKER	MECH POST FEED	-1 AND SPARE PARTS
7-1426216-2	D	-	BENCH	MECH PRE FEED	-2 AND SPARE PARTS
7-1426216-6	D	-	LEADMAKER	MECH POST FEED	-6 AND SPARE PARTS
7-1426216-7	A	-	-	-	SPARE PARTS KIT

CRIMP DATA PACKARD TERMINAL AMP CRIMP SPECS

TERMINAL NAME: WEATHER PACK TERMINALS PIN & SOCKET △4

CRIMP	SIZE	TYPE	RANGE
WIRE	2.54 [.100 IN]	F	1.00-2.00mm²
INSUL	4.57 [.180 IN]	O	2.03-2.85 [.080-.112 IN]

WIRE STRIP LENGTH 4.80-5.60 [.189-.220 IN]

APPL INSTRUCTION 408-8322

TERMINAL	-	-	FEED
APPL SPEC	114-3118	-	15.00 [.590 IN]

TERMINALS APPLIED

AMP PN	MFR PN	SEAL AMP PN	MFR PN	-
286510-1	12124580	286965-1	12015323	-
286638-1	12124582	286965-1	12015323	-
-	-	-	-	-
-	-	-	-	-
-	-	-	-	-
-	-	-	-	-
-	-	-	-	-

WIRE SIZE mm² AWG	CRIMP HEIGHT △6	PIN PN AND LENGTH [IN]
2.00mm²	1.65 ±0.05 [.065 ±.002 IN]	9-354778-3 [.2960]
1.00mm²	1.40 ±0.05 [.055 ±.002 IN]	1-354779-6 [.3070]
-	-	-
-	-	-
-	-	-
-	-	-
-	-	-
-	-	-
-	-	-
-	-	-
-	-	-
-	-	-
-	-	-
-	-	-

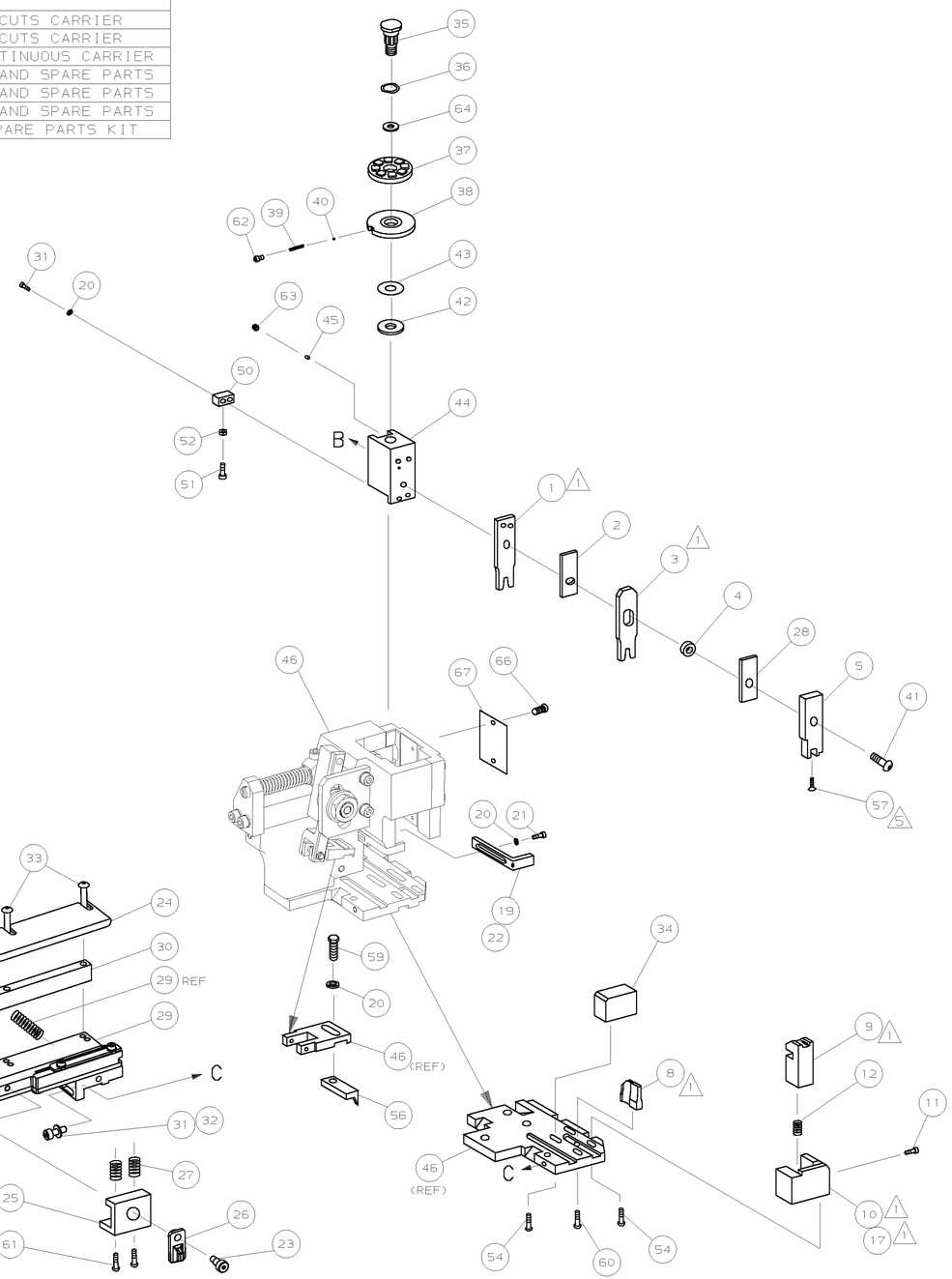

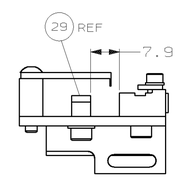

FENCE SET-UP DIM

△1 RECOMMENDED SPARE PARTS.
2. GREASE RAM, CAM, CAM FOLLOWER AND FEED ROD LIGHTLY.
3. LUBRICATE DAILY PER THE APPLICATOR INSTRUCTION SHEET SUPPLIED WITH THE APPLICATOR.
△4 THIS APPLICATOR APPLIES TERMINAL WITH A SEAL.
△5 APPLY TORQ-SEAL IN ALLEN SOCKET TO FILL HOLE AFTER FLAT HD HAS BEEN ADJUSTED TO CORRECT HEIGHT AT QUALIFICATION. APPLY #1-23419-5 LOC-TITE TO THREADS.
△6 CRIMP DATA QUOTED IS TO MEET ORIGINAL CUSTOMER REQUEST.
7. PACKARD HOUSING PART NUMBERS 12015792 & 12010973.

VIEW B ROTATED 180°

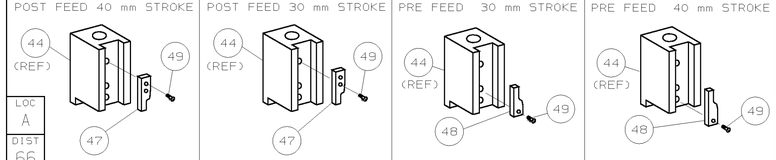

LOC A
DIST 66

									73
-	1	1	1	1	1	1	1426216	PRINT, APPLICATOR LOG SHEET	72
-	1	1	1	1	1	1	1338705-1	DOCUMENTATION PACKAGE	71
									70
									69
									68
-	1	1	1	1	1	1	461264-1	PLATE, IDENTIFICATION	67
-	2	2	2	2	2	2	21017-2	SCR,DRIVE(#2x.19)ID PLATE	66
									65
-	1	1	1	1	1	1	986950-1	WASHER, FLAT PRECISION	64
-	1	1	1	1	1	1	3-18031-0	SCR,SKT SET(M6X6)RAM	63
-	1	1	1	1	1	1	18023-9	SCR,SHC(M4X6)INS DISC	62
-	2	2	2	2	2	2	1-18024-5	SCR,BHC(M5X25)DRAG	61
-	1	1	1	1	1	1	18024-7	SCR,BHC(M4X10)ANVIL	60
-	1	1	1	1	1	1	5-18022-2	SCR,HEX(M4X8)FEED FINGER	59
									58
-	1	1	1	1	1	1	985575-3	SCR,FHC(M3X10)DEP	57
-	1	1	1	1	1	1	1338685-1	PAWL, FEED	56
									55
-	4	4	4	4	4	4	18024-8	SCR,BHC(M4x12)SHEAR HOLDER	54
									53
-	1	1	1	1	1	1	18030-1	NUT,HEX(M3)HOLD DOWN	52
-	1	1	1	1	1	1	811242-5	BUMPER, HOLDDOWN	51
-	1	1	1	1	1	1	690753-2	SPACER, TONKER	50
-	1	1	1	1	1	1	18024-3	SCR,BHC(M3X10)CAM	49
-	-	1	-	-	1	-	1338675-1	CAM, PRE FEED 30 & 40 mm ST	48
-	1	-	1	1	-	1	1338676-1	CAM, POST FEED 30 & 40 mm ST	47
-	1	1	1	1	1	1	1320999-4	APPLICATOR BASIC SUBASSY	46
-	1	1	1	1	1	1	690191-1	PLUG, NYLON	45
-	1	1	1	1	1	1	1338660-1	RAM	44
-	1	1	1	1	1	1	690125-1	WASHER, LAMINATED	43
-	1	1	1	1	1	1	690124-1	WASHER, RAM	42
-	1	1	1	1	1	1	2-18024-6	SCR,BHC(M8X25)RAM	41
-	1	1	1	1	1	1	23241-1	BALL, STEEL	40
-	1	1	1	1	1	1	2-22278-7	SPRING, COMPRESSION	39
-	1	1	1	1	1	1	1320922-1	DISC, INSULATION	38
-	1	1	1	1	1	1	354777-1	WIRE DISC, PLASTIC	37
-	1	1	1	1	1	1	22480-5	WASHER, SPRING	36
-	1	1	1	1	1	1	690212-1	POST, RAM	35
-	1	1	1	1	1	1	1320934-1	SUPPORT, TERMINAL	34
-	2	2	2	2	2	2	1-18024-0	SCR,BHC(M4X20)STRIP GUIDE	33
-	1	1	1	1	1	1	18027-2	WASHER, FLAT(M4)	32
-	3	3	3	3	3	3	1-18023-2	SCR,SKT CAP(M4X12)MOUNT BLOCK	31
-	1	1	1	1	1	1	1320908-3	SPACER, STRIP GUIDE	30
-	1	1	1	1	1	1	1633073-1	STRIP GUIDE PLATE ASSY	29
-	1	1	1	1	1	1	1-455888-0	SPACER, FRONT SHEAR DEP	28
-	2	2	2	2	2	2	1-22284-0	SPRING, DRAG	27
-	1	1	1	1	1	1	356835-1	LEVER, DRAG RELEASE	26
-	1	1	1	1	1	1	240792-1	DRAG, TERMINAL	25
-	1	1	1	1	1	1	1320928-1	PLATE, STRIP GUIDE	24
-	1	1	1	1	1	1	980371-4	SCR,SHC SHLD	23
-	1	-	1	1	-	1	690472-2	STRIPPER	22
-	1	1	1	1	1	1	1-18023-1	SCR,SHC(M4X10)STRIPPER	21
-	4	4	4	4	4	4	18025-2	WASHER,LOCK(M4)STRIPPER	20
-	-	1	-	-	1	-	690472-1	STRIPPER	19
									18
△1 -	1	-	-	1	-	-	1338684-2	HOLDER, SHEAR, FRONT (NO-CUT)	17
									16
									15
									14
									13
-	1	1	1	1	1	1	3-22280-5	SPRING, SHEAR	12
-	1	1	1	1	1	1	356885-5	STOP, SHEAR	11
△1 -	-	1	1	-	1	1	1-1320921-0	HOLDER, SHEAR, FRONT (CUT)	10
△1 -	1	1	1	1	1	1	318707-2	SHEAR, FLOAT (FRONT)	9
△1 1	2	2	2	1	1	1	1333206-7	ANVIL	8
									7
									6
-	1	1	1	1	1	1	1338680-5	DEPRESSOR, SHEAR (FRONT)	5
-	1	1	1	1	1	1	238011-4	SPACER, BLOCK CRIMPER	4
△1 1	2	2	2	1	1	1	7-683454-1	CRIMPER, INSULATION	3
-	1	1	1	1	1	1	1-455888-6	SPACER, CRIMPER	2
△1 1	2	2	2	1	1	1	2-456407-8	CRIMPER, WIRE	1
	-77	-76	-72	-71	-6	-2	-1	PART NO	DESCRIPTION	ITEM NO

QTY REQD PER ASSY — PARTS LIST

← REVISION OF EACH ASSY NO (WHEN BLANK, USE DWG REVISION)

P	F	LTR	REVISION RECORD	APP	DATE
		D	ECN 0150-0994-03	CMR	JULY04
		C	ECN 0150-1267-03	TE	11-03
		B	0150-0270-02	CE	MAR02
		A	SEE ECN 015A-0864-01	LJL	OCT01

DIMENSIONS: mm [INCHES]
DO NOT SCALE PRINT.
TOLERANCES UNLESS OTHERWISE SPECIFIED:
1 PLC DEC ±0.5 [.02 IN]
2 PLC DEC ±-
3 PLC DEC ±-
ANGLES ± -
SURF TEXTURE: √
REMOVE BURRS, BREAK SHARP EDGES R0.38 MAX

MATL - - | HT TR - - | FIN - -

DR 19JUN01 M.CLIFFORD | APP 19JUNO1 F.BACKHURST
CHK - | REL 17OCT01 L.LOFTHOUSE

AMP Incorporated Harrisburg, PA 17105-3608

NAME SIDE FEED HD-I APPLICATOR | MACHINE HD-I | REF APPL

SCALE - | D | DWG NO 1426216 | SHEET 1 OF 1 | REV D

CAGE CODE 00779 | CUSTOMER AND ASSEMBLY DRAWING | RESTRICTED TO —

THIS DRAWING IS A CONTROLLED DOCUMENT.
THIS DRAWING IS UNPUBLISHED. © COPYRIGHT 2000
RELEASED FOR PUBLICATION 2000
BY AMP INCORPORATED. ALL RIGHTS RESERVED.

LAYOUT L1426216
SET UP GAGE 458637-3