



Features:

- ◇ Low-cost, high-performance replacement for many OEM DPMs
- ◇ Mounting:
 - Snap-in bezel mount eliminates mounting hardware
- ◇ Low power: choice of 180µA (9V) or 2.5mA (+5V)
- ◇ Space-saving design: only 1" (25 mm) deep
- ◇ Occupies less than 2.5 X 1.1 inches of front panel space
- ◇ 3 1/2 digits with high-contrast LCD
- ◇ Optional loop powered 4 to 20mA process inputs available (see DK590)

Specifications:

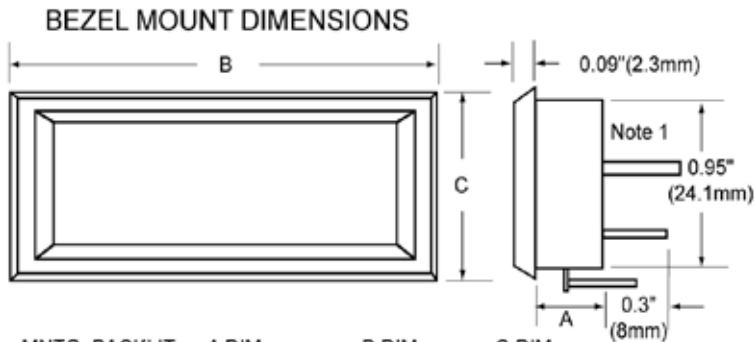
Display:	Digits:	3 1/2 digits (±1999 counts)
	Type:	0.5" (12mm) high-contrast reflective LCD
	Backlighting:	Optional Red Negative (red numbers/black background) Optional Green Negative (green numbers/black background) Optional Green Positive (black numbers/green background)
	Polarity:	automatic, "-" displayed
	Decimal Points:	3 position, user selectable
	Overrange:	three lower order digits blank for inputs >1999 & <-1999
	Hold:	available OEM option, contact factory
Inputs:	Ranges:	±200.0 mV, ±2.000 V, ±20.00 VDC
	Configuration:	bipolar & differential
	Protection:	±350 VDC, (±100 VDC on 200 mV range)
	Impedance:	>10 MΩ, (>1 MΩ on 20 V range)
Performance:	Accuracy:	±(0.1% + 1 count) typical ±(0.1% + 2 counts) maximum
	Conversion Rate:	2.5 per second
	Normal Mode Rejection:	>30 dB @ 60 Hz
	Common Mode Range:	±1 VDC
	Common Mode Rej.:	>86 dB
	Zero Adjustment:	automatic
	Warmup:	10 minutes typical
	Temperature Coefficient:	±100 ppm per °C typical
Environment:	Operating Range:	0 to 50 °C
	Storage Range:	-20 to 70 °C
Power Supply:	5V powered:	+5 VDC (±5%) at 2.5 mA
	9V(±5V) powered:	+7.2 to +12 V at 180 µA
	Optional Backlight:	+5 VDC at 100 mA typical
Mounting:		snap-in bezel mount
Connection:		13 pins, 0.025" square on 0.1" centers - pin 3 missing

Ordering Information:

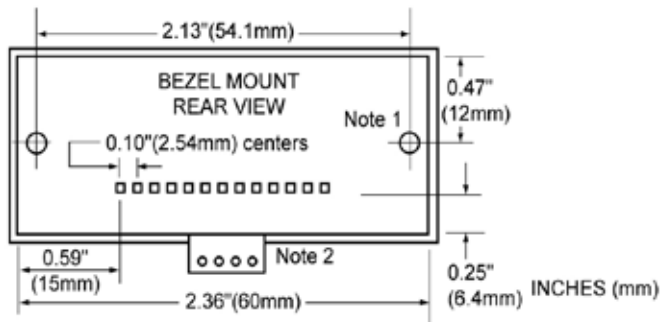
PART NUMBER	BACKLIGHT COLOR	METER INPUT	METER POWER	BACKLIGHT POWER
DK500	NO BACKLIGHT	200mV	+5VDC	NONE
DK501	NO BACKLIGHT	2V	+5VDC	NONE
DK502	NO BACKLIGHT	20V	+5VDC	NONE
DK503	NO BACKLIGHT	200mV	+9VDC	NONE
DK504	NO BACKLIGHT	2V	+9VDC	NONE
DK505	NO BACKLIGHT	20V	+9VDC	NONE

J1C13	13 Pin Connector / Wire Assembly
PW2-5	Regulated 120V AC to 5V DC Power Supply
PW2-12	Regulated 120V AC to 12V DC Power Supply
PW1.0	24V AC to adjustable DC output
CPW1.5	24V AC to adjustable DC output
CVC	Calibrator

Dimensions & Wiring Connections

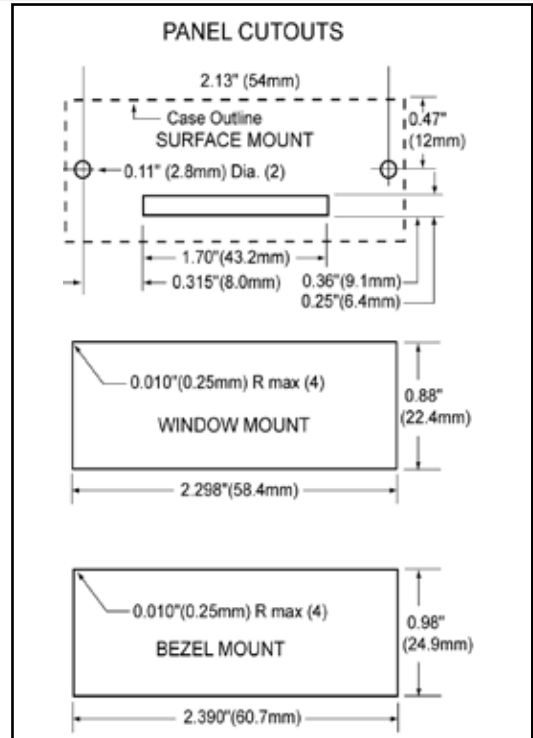


MNTG	BACKLIT	A DIM.	B DIM.	C DIM.
5B	NO	0.33" (8.4mm)	2.45" (62.2mm)	1.03" (26.2mm)
5B	YES	0.52" (13.2mm)	2.45" (62.2mm)	1.03" (26.2mm)
5S	NO	0.45" (11.4mm)	2.51" (63.8mm)	1.10" (28mm)



NOTES:

1. Mounting studs (2) are #2-56, length 0.5 (13) min. Snap in Bezel Mount does not have mounting studs.
2. Backlight Option is on 0.50" (12.4mm) wide X 0.22" (5.4mm) high t^h



CONNECTION DESCRIPTION

#	13-PIN	DESCRIPTION
V+		POSITIVE DPM PWR SUPPLY
V-		NEG PWR FOR 9V OR ± 5V DPMS
NC		NO PIN
GND		NEG PWR FOR +5V DPMS
COM		ANALOG COMMON
INLO		DISPLAY INPUTS: DISPLAY IS NEGATIVE
INHI		IF INHI IS LOWER THAN INLO
RFL (CLK)		NEGATIVE REFERENCE INPUT (AND OPTIONAL HOLD)
RFH		POSITIVE REFERENCE INPUT
ROH		INTERNAL REFERENCE OUTPUT
D3		DECIMAL POINT = 1XX.X*
D2		DECIMAL POINT = 1X.XX*
D1		DECIMAL POINT = 1.XXX*

* Connect to Pin 1