

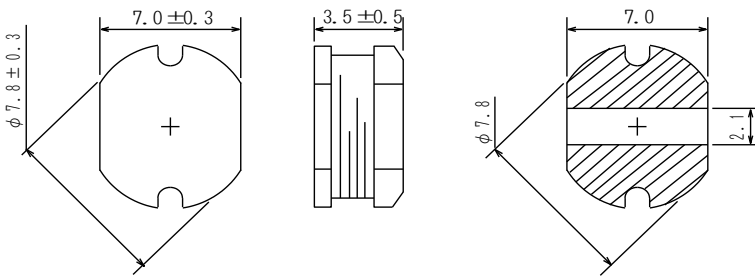
SMD Power Inductor CD73



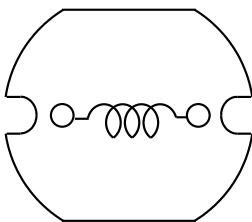
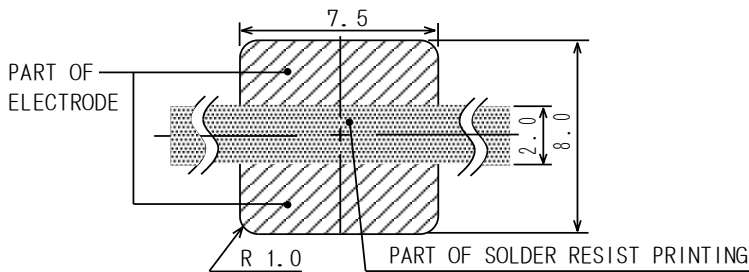
Description

- Ferrite drum core construction.
- Magnetically unshielded.
- L × W × H: 8.1 × 7.3 × 4.0mm Max.
- Product weight:0.5g(Ref.)
- Moisture Sensitivity Level: 1
- RoHS compliance.

Dimension - [mm]



Land pattern and Schematics - [mm]



Environmental Data

- Operating temperature range: -30°C ~ +100°C (including coil's self temperature rise)
- Storage temperature range: -30°C ~ +100°C
- Solder reflow temperature: 260 °C peak.

Packaging

- Carrier tape and reel packaging.
- 12.9" diameter reel
- 1000pcs per reel

Applications

- Ideally used in PDA,MP3,DSC/DVC,HDD, Portable DVD, etc as DC-DC converter inductors.



Electrical Characteristics

Part Name	Stamp	Inductance (μH) [within] ※1	D.C.R. (m Ω) [Max.] (TYP.) (at 20°C)	Rated Current (A) ※2
CD73NP-100MC	100M	10 \pm 20%	80.3(61.8)	1.44
CD73NP-120MC	120M	12 \pm 20%	89.7(69.0)	1.39
CD73NP-150MC	150M	15 \pm 20%	104(80.3)	1.24
CD73NP-180MC	180M	18 \pm 20%	111(85.0)	1.12
CD73NP-220MC	220M	22 \pm 20%	129(99.2)	1.07
CD73NP-270MC	270M	27 \pm 20%	153(118)	0.94
CD73NP-330MC	330M	33 \pm 20%	170(131)	0.85
CD73NP-390MC	390M	39 \pm 20%	217(167)	0.74
CD73NP-470MC	470M	47 \pm 20%	252(194)	0.68
CD73NP-560KC	560K	56 \pm 10%	282(217)	0.64
CD73NP-680KC	680K	68 \pm 10%	332(255)	0.59
CD73NP-820KC	820K	82 \pm 10%	406(312)	0.54
CD73NP-101KC	101K	100 \pm 10%	481(370)	0.51
CD73NP-121KC	121K	120 \pm 10%	536(412)	0.49
CD73NP-151KC	151K	150 \pm 10%	755(581)	0.40
CD73NP-181KC	181K	180 \pm 10%	1022(786)	0.36
CD73NP-221KC	221K	220 \pm 10%	1200(923)	0.31
CD73NP-271KC	271K	270 \pm 10%	1306(1045)	0.29
CD73NP-331KC	331K	330 \pm 10%	1495(1196)	0.28

※1: Inductance measuring frequency: 10 μH ~ 82 μH ; at 2.52 MHz.
100 μH ~ 330 μH ; at 1 kHz.

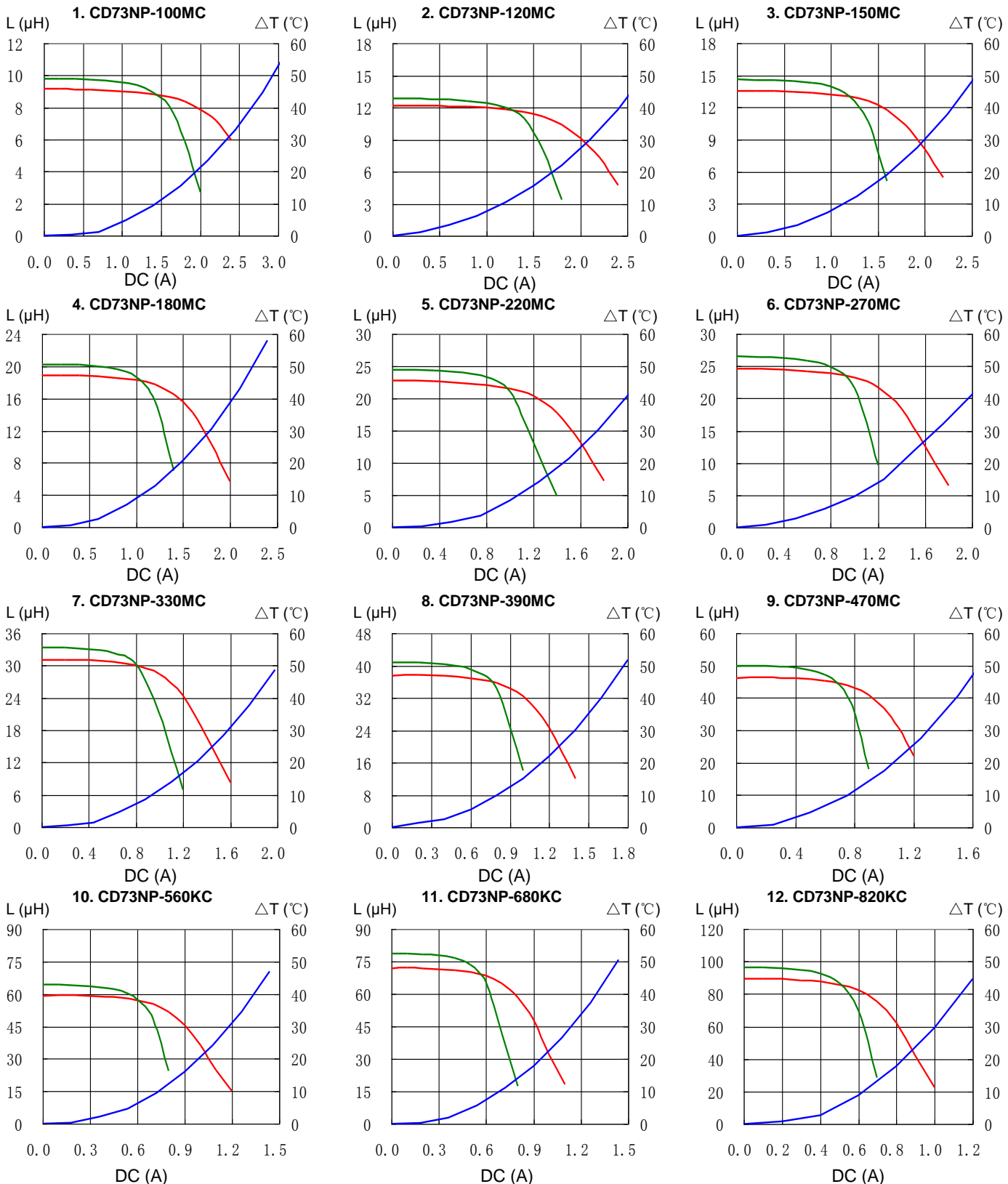
※2: Rated current: The DC current at which the inductance decreases to 90 % of it's initial value or when $\Delta t=40^\circ\text{C}$, whichever is lower (Ta=20°C).

SMD Power Inductor CD73



Saturation Current & Temperature Rise Graph

— L (25°C) — L (105°C) — ΔT

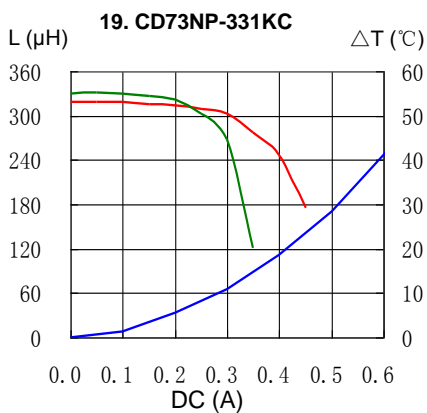
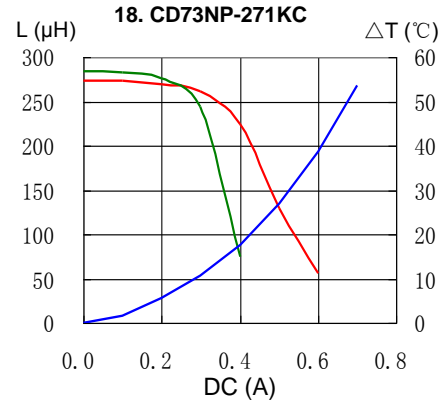
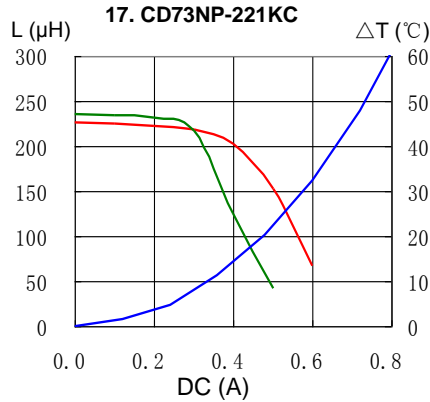
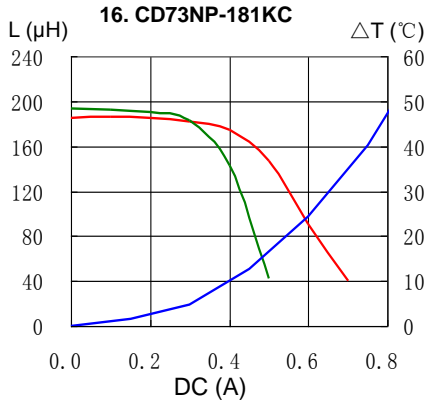
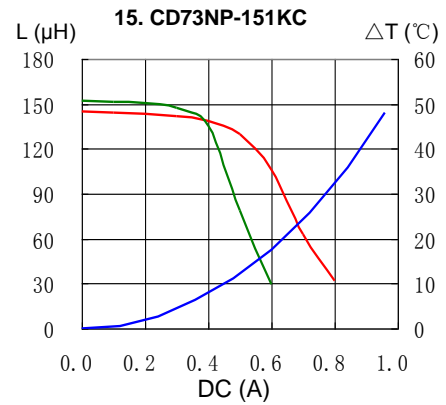
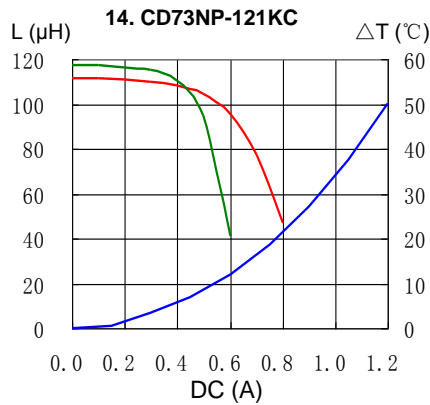
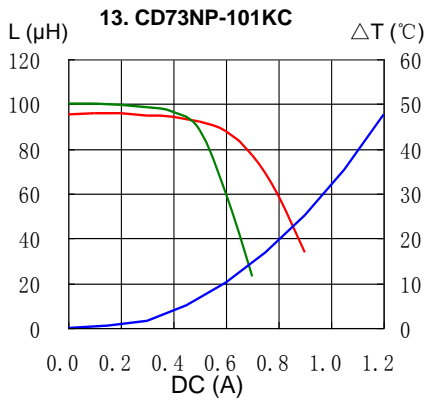


SMD Power Inductor CD73




Saturation Current & Temperature Rise Graph

— L (25°C) — L (105°C) — ΔT

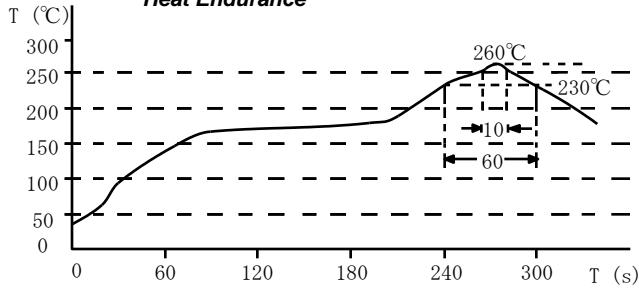


SMD Power Inductor CD73

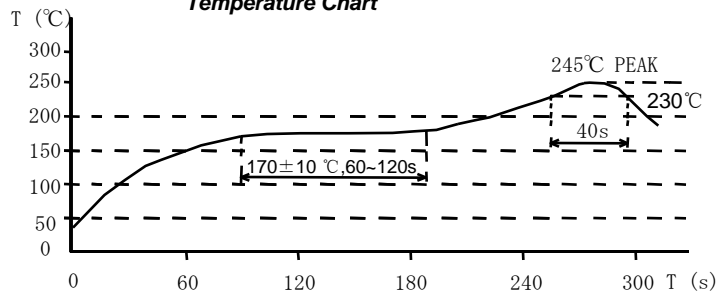


Solder Reflow Condition

Heat Endurance



Temperature Chart



Please refer to the sales offices on our website - <http://www.sumida.com>

Hong Kong

Tel.+852-2880-6781
FAX.+852-2565-9600
sales@hk.sumida.com

Saitama(Japan)

Tel.+81-48-691-7300
FAX.+81-48-691-7340
sales@jp.sumida.com

Chicago

Tel.+1-847-545-6700
FAX. +1-847-545-6720
sales@us.sumida.com

Shanghai

Tel.+86-21-5836-3299
FAX.+86-21-5836-3266
shanghai.sales@cn.sumida.com

Seoul

Tel.+82-2-6237-0777
FAX.+82-2-6237-0778
sales@kr.sumida.com

Obernzell

Tel.+49-8591-937-0
FAX. +49-8591-937-103
contact@eu.sumida.com

Shenzhen

Tel.+86-755-8291-0228
FAX.+86-755-8291-0338
shenzhen.sales@cn.sumida.com

Singapore

Tel.+65-6296-3388
FAX.+65-6841-4426
sales@sg.sumida.com

Neumarkt

Tel.+49-9181-4509-110
FAX. +49-9181-4509-310
infocomp@eu.sumida.com

Taipei

Tel.+886-2-8751-2737
FAX.+886-2-8751-2738
sales@tw.sumida.com

San Jose

Tel.+1-408-321-9660
FAX.+1-408-321-9308
sales@us.sumida.com