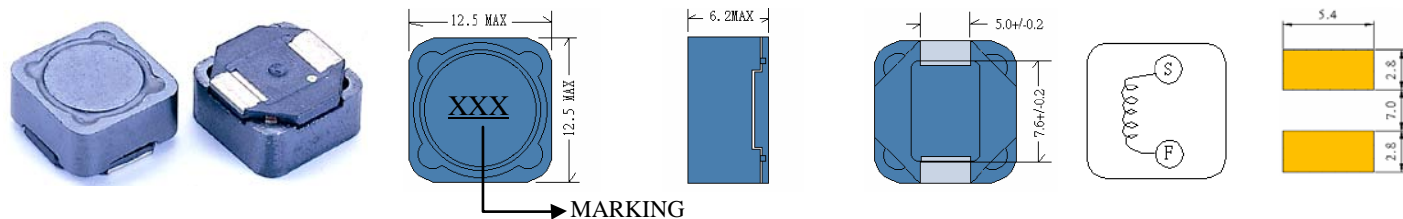


SCRH125B

SMD POWER INDUCTORS



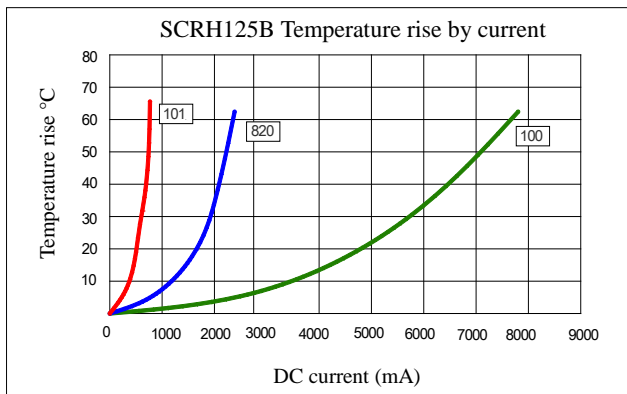
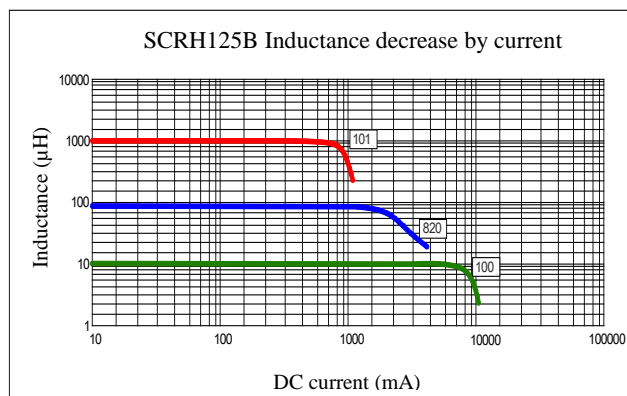
• Features

1. Magnetically shielded construction
2. Excellent Power Density
3. Engineered to Provide High Efficiency

ELECTRICAL CHARACTERISTICS



Part Number	Inductance (uH) (1)	Test Frequency	DC Resistance (Ω MAX) (2)	Saturation Current ⁽³⁾ (A)	Temperature Current ⁽⁴⁾ (A)
SCRH125B-100	10	1KHZ	25m	4.0	5.50
SCRH125B-120	12	1KHZ	27m	3.5	5.22
SCRH125B-150	15	1KHZ	33m	3.3	4.69
SCRH125B-180	18	1KHZ	38m	3.0	4.22
SCRH125B-220	22	1KHZ	44m	2.8	4.00
SCRH125B-270	27	1KHZ	56m	2.3	3.24
SCRH125B-330	33	1KHZ	57m	2.1	3.07
SCRH125B-390	39	1KHZ	80m	2.0	2.76
SCRH125B-470	47	1KHZ	84m	1.8	2.48
SCRH125B-560	56	1KHZ	0.11	1.7	2.23
SCRH125B-680	68	1KHZ	0.13	1.5	2.00
SCRH125B-820	82	1KHZ	0.14	1.4	1.80
SCRH125B-101	100	1KHZ	0.16	1.3	1.70
SCRH125B-121	120	1KHZ	0.24	1.1	1.60
SCRH125B-151	150	1KHZ	0.27	1.0	1.52
SCRH125B-181	182	1KHZ	0.34	0.90	1.44
SCRH125B-221	220	1KHZ	0.40	0.80	1.29
SCRH125B-271	270	1KHZ	0.46	0.75	1.16
SCRH125B-331	330	1KHZ	0.58	0.68	1.04
SCRH125B-391	390	1KHZ	0.69	0.65	0.93
SCRH125B-471	470	1KHZ	0.77	0.58	0.83
SCRH125B-561	560	1KHZ	1.00	0.54	0.74
SCRH125B-681	680	1KHZ	1.20	0.48	0.66
SCRH125B-821	820	1KHZ	1.55	0.43	0.59
SCRH125B-102	1000	1KHZ	1.80	0.40	0.53



- (1). Inductance tolerance $\pm 20\%$ tested at 0.25V, 0ADC and 25°C
- (2). DCR measured at 25°C.
- (3). The DC current at which the inductance decreases by 25% from its initial value.
- (4). The DC current that results in a 40°C temperature rise from 25°C ambient.

[Click here for QUANTITY PER REEL & PACKING INFORMATION](#)

Custom versions available upon request.