

Housing - HC-ADV-B16-HHWH-1TTM32-EMC-AL - 1413416


Please be informed that the data shown in this PDF Document is generated from our Online Catalog. Please find the complete data in the user's documentation. Our General Terms of Use for Downloads are valid (<http://phoenixcontact.com/download>)



HEAVYCON ADVANCE sleeve housing, B16, with stainless steel screw locking (Allen screw), salt-water-resistant aluminum, height 93.7 mm, with thread, 1x M32 straight cable outlet, without surface; conductive seal (EMC properties)



Key Commercial Data

Packing unit	1 STK
GTIN	 4 055626 030388
GTIN	4055626030388

Technical data

Dimensions

Height	93.7 mm
Width	57 mm
Length	125.5 mm
Length of the assembly cutout	86 mm
Width of the assembly cutout	35 mm

Ambient conditions

Degree of protection of housing (IP)	IP66
	IP68 (0.2 bar/24 h)
	IP69K (ISO 20653:2013-02)
Degree of protection of housing (NEMA)	4 (UL 50e)
	4X (UL 50e)
	12 (UL 50e)
Ambient temperature (operation)	-40 °C ... 125 °C

General

Note	For contact inserts HC-B16, BB32, D40, DD72, HS6, HV6, M, K
------	---

Housing - HC-ADV-B16-HHWH-1TTM32-EMC-AL - 1413416

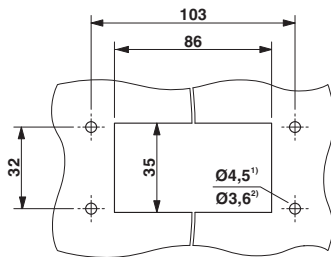
Technical data

General

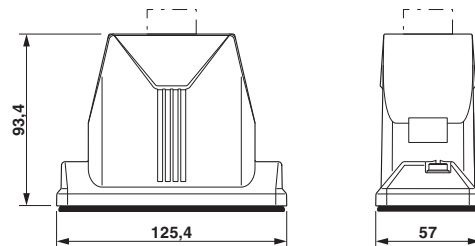
Size	B16
Housing type	Sleeve housing
Locking type	Screw locking
Torque	3 Nm (Locking screw)
Fixing screws	M6 (screw head: 5 mm Allen screw)
No. of cable outlets	1
Cable exit	straight
Screw connection	none
Type of the screw connection	1x M32
Housing material	Die-cast aluminum, salt water resistant
Housing surface material	Uncoated
Seal material	NBR, conductive
Material lock	Stainless steel
Assembly instructions	In order to guarantee that the ground conductor contact functions even when plugged in at an angle, the two panel mounting flanges must have sufficient electrical contact with the metal mounting panel.
Connection	To ensure optimum shielding, any insulating power coating must be removed from the profile gasket area on the control cabinet panel. Tightening torque of locking screw: 3 Nm.

Drawings

Dimensional drawing



Dimensional drawing



Dimensional drawing

Mounting cutout

- 1) when a standard M4 screw is used
- 2) when self-tapping screws are used (Torx® 20, M4)

Approvals

Approvals

Approvals

EAC / GL / UL Recognized / cUL Recognized / cULus Recognized

Housing - HC-ADV-B16-HHWH-1TTM32-EMC-AL - 1413416

Approvals

Ex Approvals

Approval details

EAC			7500651.22.01.00246
GL		http://exchange.dnv.com/tari/	6196614 HH
UL Recognized		http://database.ul.com/cgi-bin/XYV/template/LISEXT/1FRAME/index.htm	E255026
cUL Recognized		http://database.ul.com/cgi-bin/XYV/template/LISEXT/1FRAME/index.htm	E255026
cULus Recognized		http://database.ul.com/cgi-bin/XYV/template/LISEXT/1FRAME/index.htm	

Phoenix Contact 2017 © - all rights reserved
<http://www.phoenixcontact.com>

PHOENIX CONTACT GmbH & Co. KG
Flachsmarktstr. 8
32825 Blomberg
Germany
Tel. +49 5235 300
Fax +49 5235 3 41200
<http://www.phoenixcontact.com>