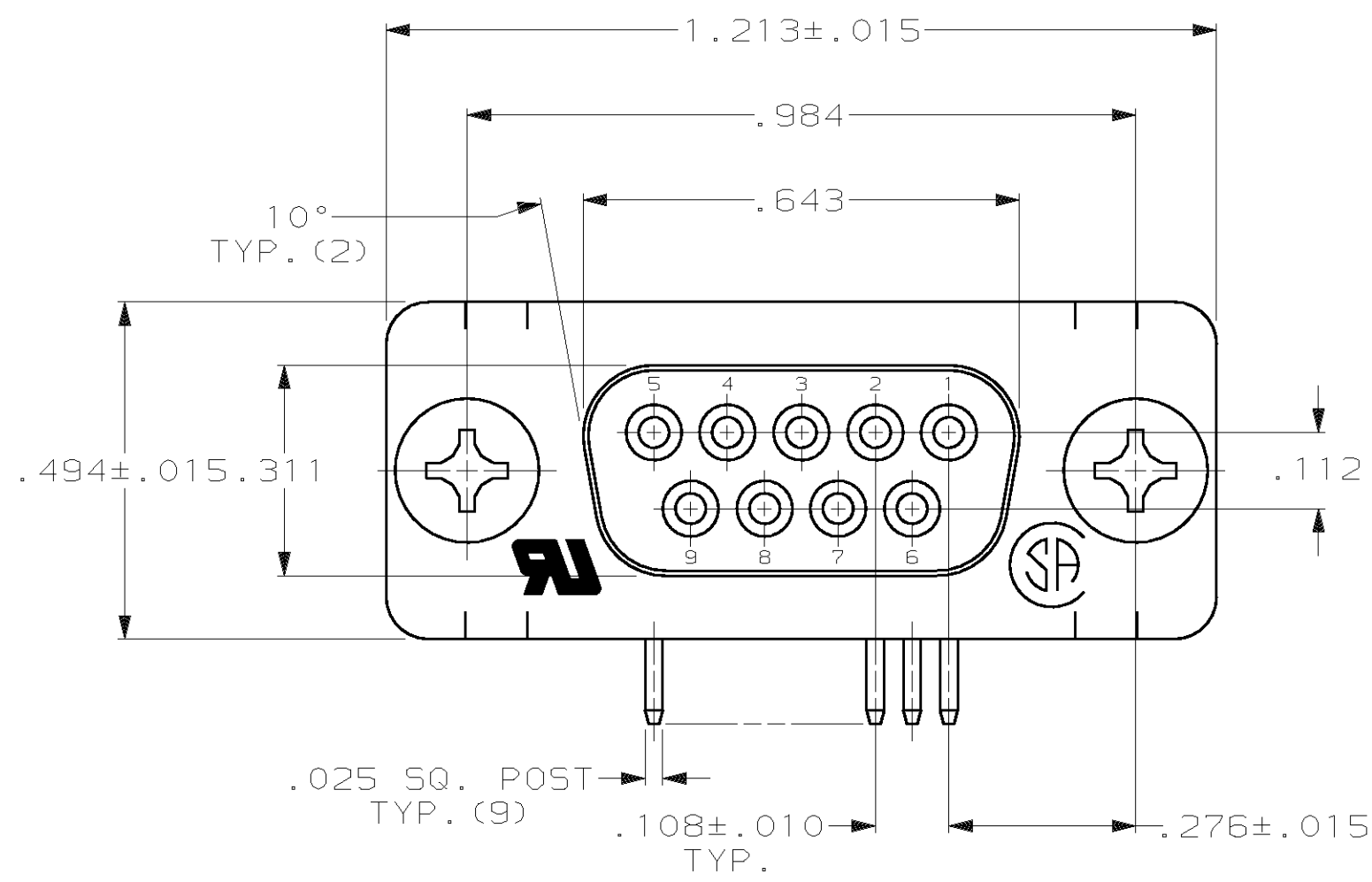
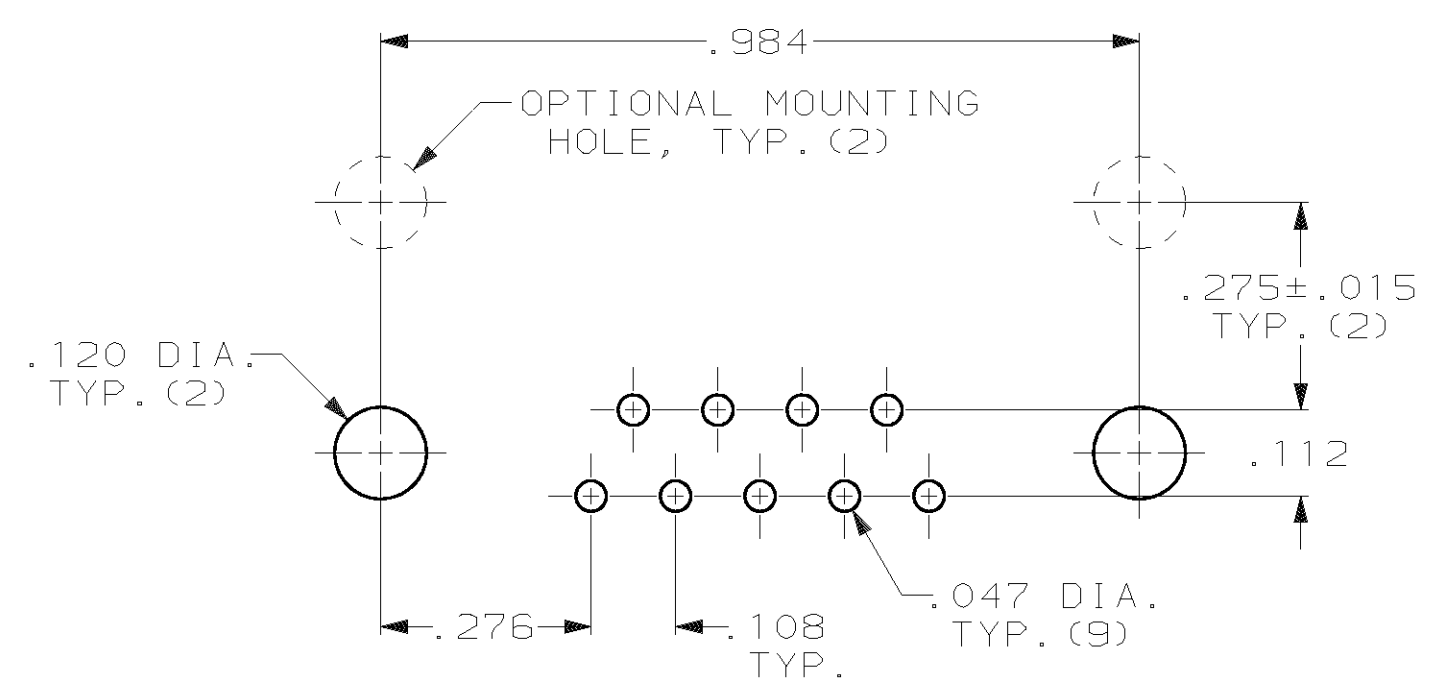
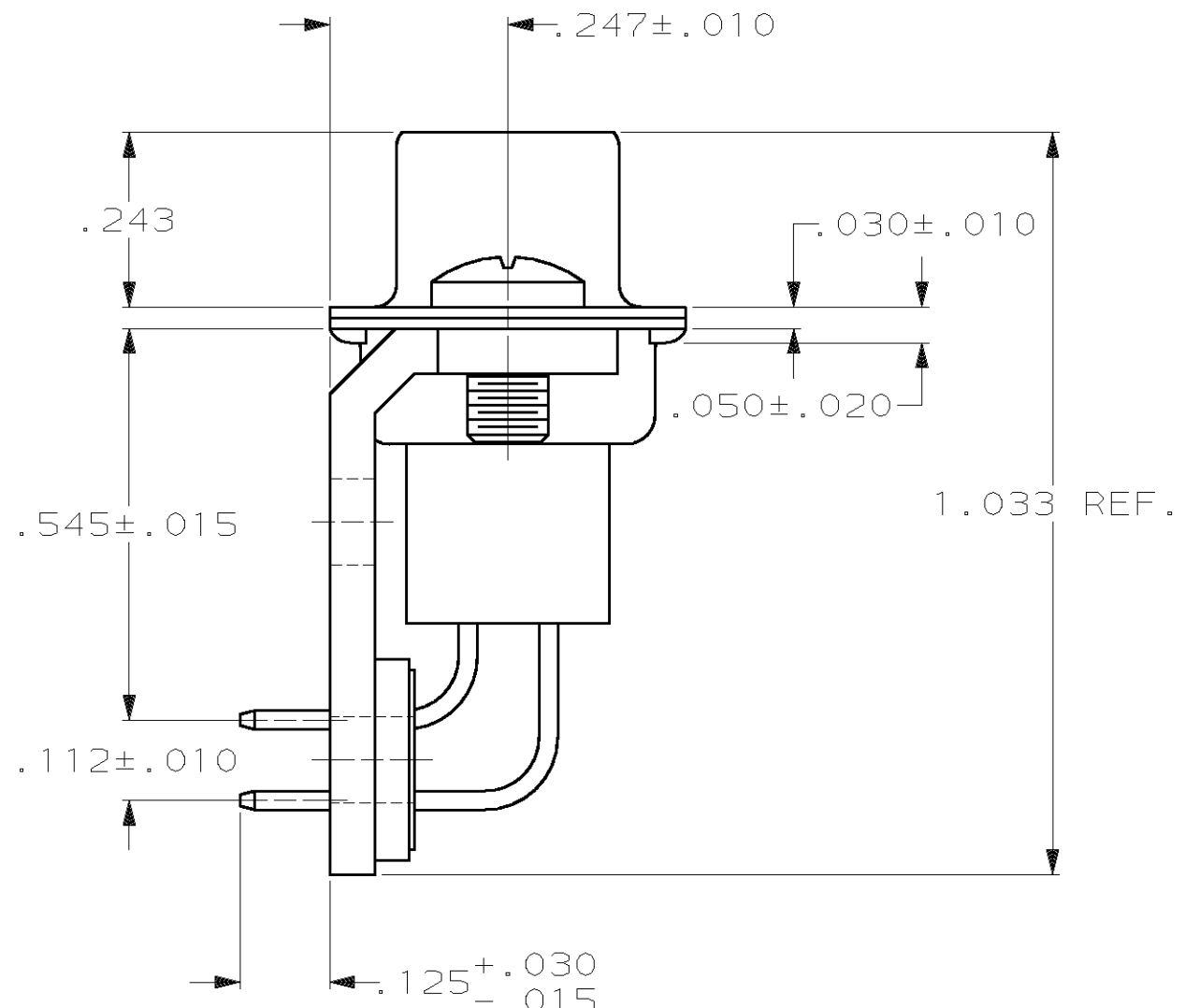
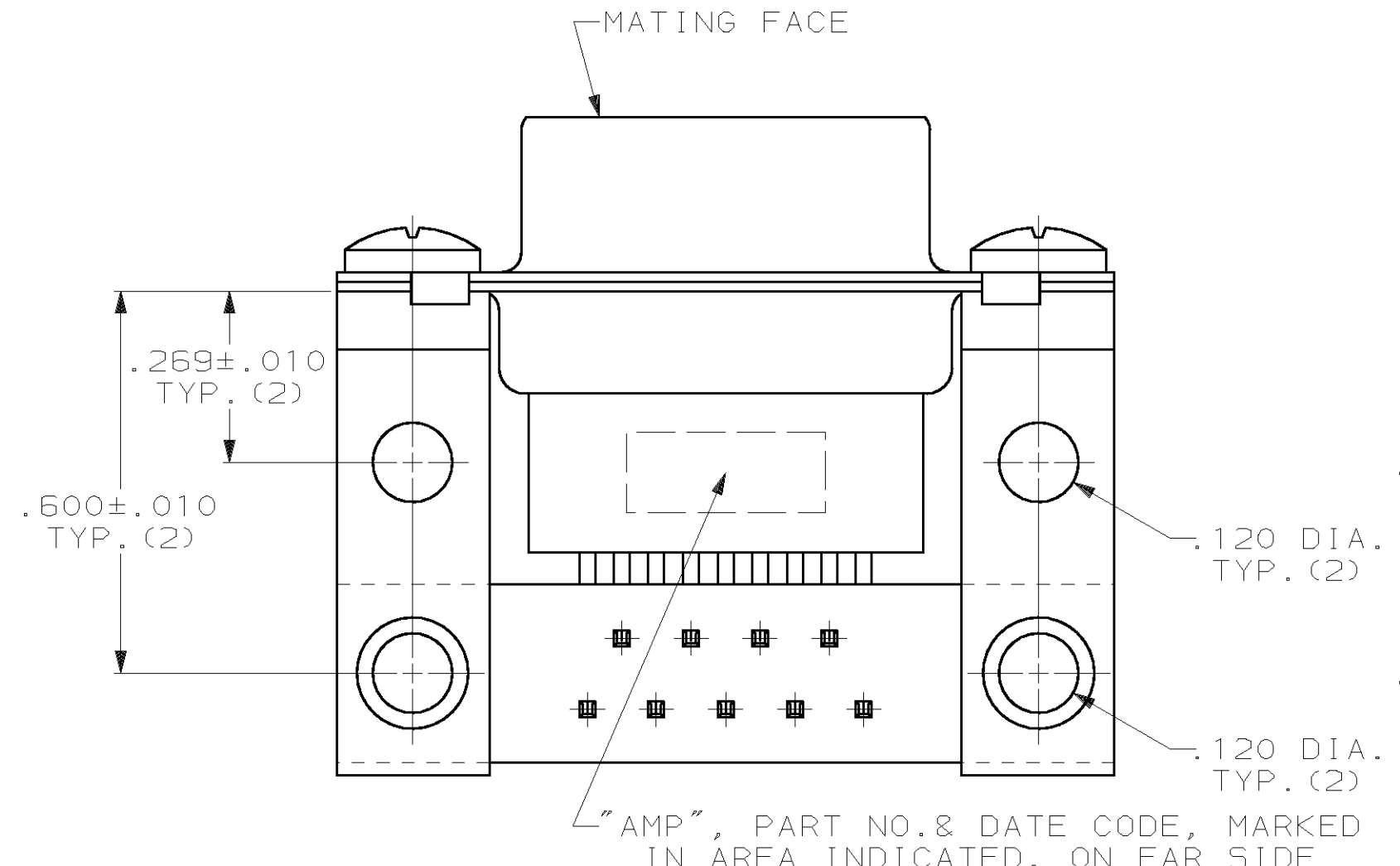


~~THIS DRAWING IS UNPUBLISHED~~ RELEASED FOR PUBLICATION DECEMBER 29, 1983  
 © COPYRIGHT 1972 BY AMP INCORPORATED, HARRISBURG, PA. ALL INTERNATIONAL RIGHTS RESERVED. AMP PRODUCTS MAY BE COVERED BY U.S. AND FOREIGN PATENTS AND/OR PATENTS PENDING.

REVISIONS						
P	F	ZONE	LTR	DESCRIPTION	DATE	APPROVED
			J	REVISED & REDRAWN ECN-0156	12-29-83	JG
			K	REVISED ECN-0663	4-10-84	JG
			L	REVISED ECN-0834	11-29-84	SW
			M	REVISED ECN-0816 & 0845	3-18-85	SW
			N	REV PER ECN BD3132	9-1-89	-
			P	REV PER EC 0U1D-0275-00	03JAN02	JR



1. CONNECTOR MATES WITH ANY 9 POS. PLUG IN AMPLIMITE SERIES & COMPLIES WITH AMP SPEC. 108-40,005 WHERE APPLICABLE.
- △ FLAME RETARDANT 94V-0 RATED THERMOPLASTIC; COLOR: BLACK.
- △ STEEL PER ASTM A109.
- △ PHOS. BRONZE PER QQ-B-750.
- △ ZINC PLATING PER ASTM B633; TYPE II; CLASS 5C1; YELLOW CHROMATE, GOLD PLATING PER MIL-G-45204, NICKEL PLATING PER QQ-N-290.
- △ ZINC PLATED.
- △ GOLD FLASH FOR A LENGTH OF .100 MINIMUM FROM MATING END, .000100 MINIMUM TIN-LEAD ON OPPOSITE END, BOTH OVER .000050 MINIMUM NICKEL.
- △ .000030 MINIMUM GOLD FOR A LENGTH OF .100 MINIMUM FROM MATING END, .000100 MINIMUM TIN-LEAD ON OPPOSITE END, BOTH OVER .000050 MINIMUM NICKEL.



OBSOLETE	△	205866-2
	△	205866-1
		PART NUMBER

UNLESS OTHERWISE SPECIFIED DIMENSIONS ARE IN INCHES. TOLERANCES ON : DECIMALS ±.005 ANGLES ± 2°	CONTRACT NO	AMP INCORPORATED Harrisburg, Pa.	
	DR J.GERACE 12-29-83		
MATERIAL MOLDED PARTS: △ SHELLS & BRACKETS: △ CONTACTS: △	CHK J.GERACE 12-29-83	NAME	
	APPD P.SWEIGARD 3-15-84	RECEPTACLE ASSEMBLY, SIZE 1, 9 POS., RIGHT ANGLE, .545 SERIES, .025 SQ. POSTS, AMPLIMITE HDP	
FINISH △ SHELLS & BRACKETS: △ CONTACTS: SEE TABLE	APPD J.ASSINI 3-15-84	SIZE	FSCM NO
	DSGN APPD	C	00779
OTHER APPD		DRAWING NO	
			205866
		SCALE	SHEET 1 OF 1