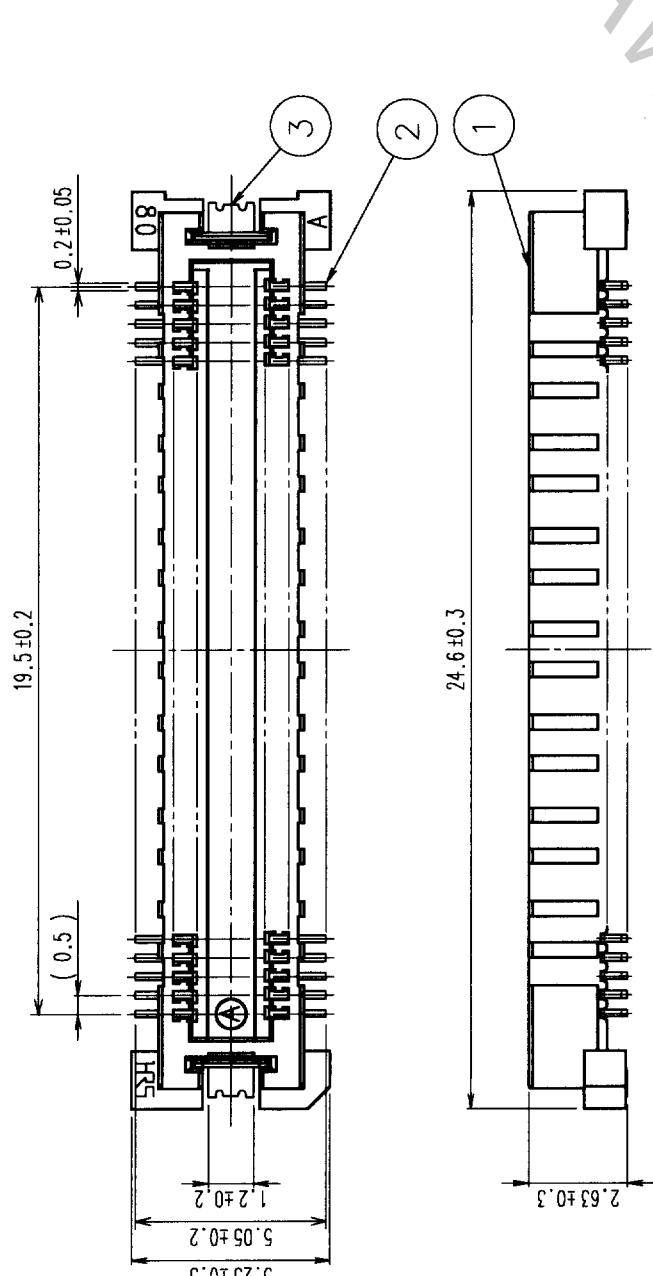
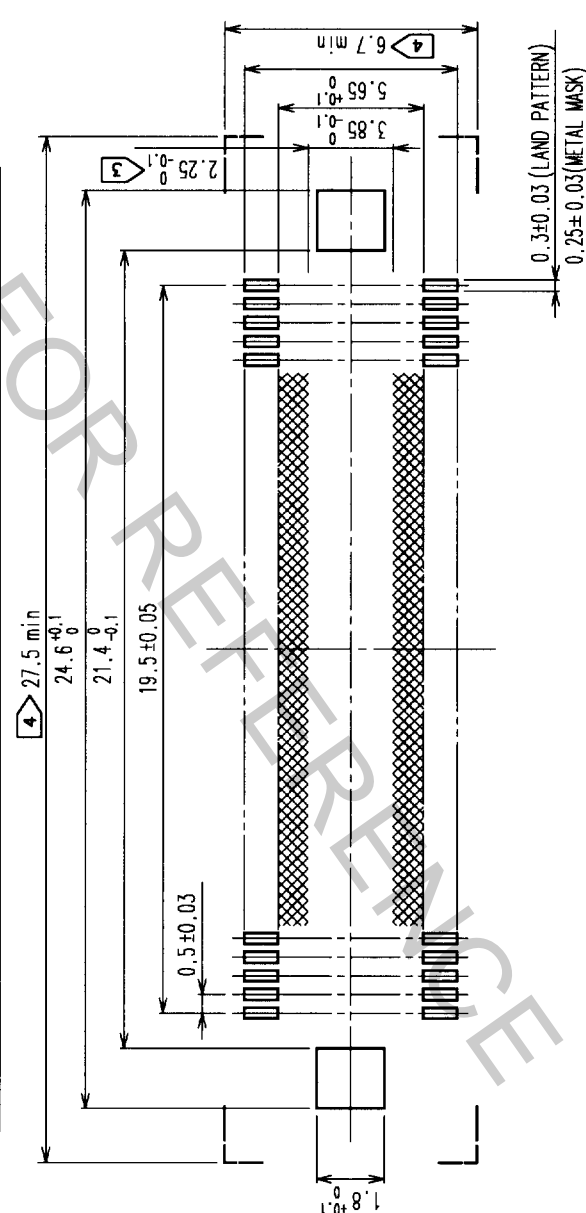


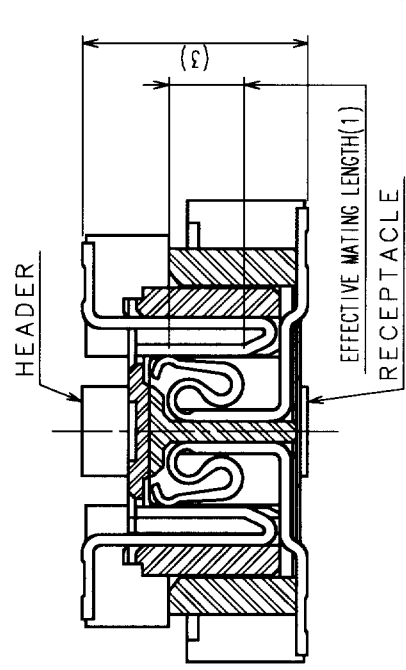
| | | | | | | | | | |
|--------------------------------|--|----|------|------|--------------------------------|--|----|------|------|
| | | | | | | | | | |
| COUNT DESCRIPTION OF REVISIONS | | BY | CHKD | DATE | COUNT DESCRIPTION OF REVISIONS | | BY | CHKD | DATE |
| | | | | | | | | | |
| | | | | | | | | | |
| | | | | | | | | | |



RECOMMENDED LAND PATTERN DIMENSION OF PCB



SIGNAL PORTION CROSS SECTION (10:1)



| | | |
|-----------------|--------------|--|
| 2 | COPPER ALLOY | CONTACT AREA: GOLD (0.1μm) OVER NICKEL LEAD: GOLD FLASH OVER NICKEL |
| 1 | LCP | BEIGE UL94V-0 |
| NO. | MATERIAL | FINISH, REMARKS |
| CODE NO. (OLD) | CL | |
| DRAWN | | DESIGNED |
| A. Matsukawa | | H. Okawa |
| 00.05.08 | | 00.05.08 |
| 3 | | PHOSPHOR BRONZE TIN PLATED |
| NO. | | MATERIAL |
| FINISH, REMARKS | | FINISH, REMARKS |
| APPROVED | | RELEASED |
| 00.05.09 | | 00.05.09 |
| PART NO. | | FX11B-80P-SV0.5 |
| DRAWING NO. | | EDC3-152631 |
| SCALE | | 5:1 |
| UNITS | | mm |
| CODE NO. | | CL573-0658-9 |
| FORM NO. | | 229 |

- NOTES
- SMT LEAD-COPLANARITY: 0.1 MAX.
 - THIS PRODUCT HAS NO POLARITY TO PATTERN FOR MOUNTING.
 - MAKE SURE WIDTH OF PATTERN IS WITHIN THAT OF LAND .OR LEAD MAY TOUCH PATTERN. (THIS APPLIES TO HATCHED AREA.)
 - DO NOT MOUNT OTHER DEVICES ONTO [] AREA ,OR MATING PAIR CANNOT BE MATED.

| | |
|-----|--|
| TO | |
| PCK | |