

THIS DRAWING IS UNPUBLISHED. RELEASED FOR PUBLICATION
 © COPYRIGHT - By - ALL RIGHTS RESERVED.

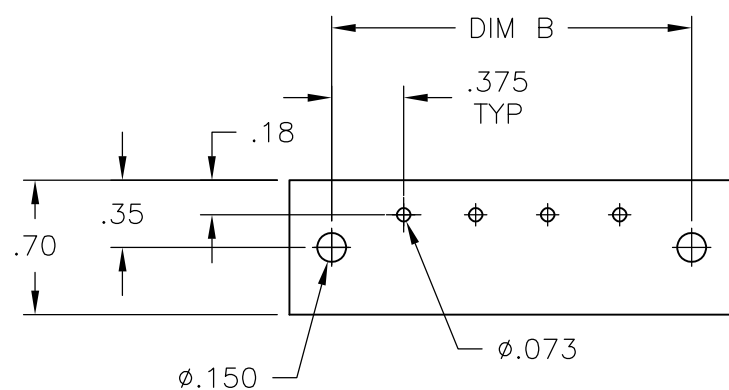
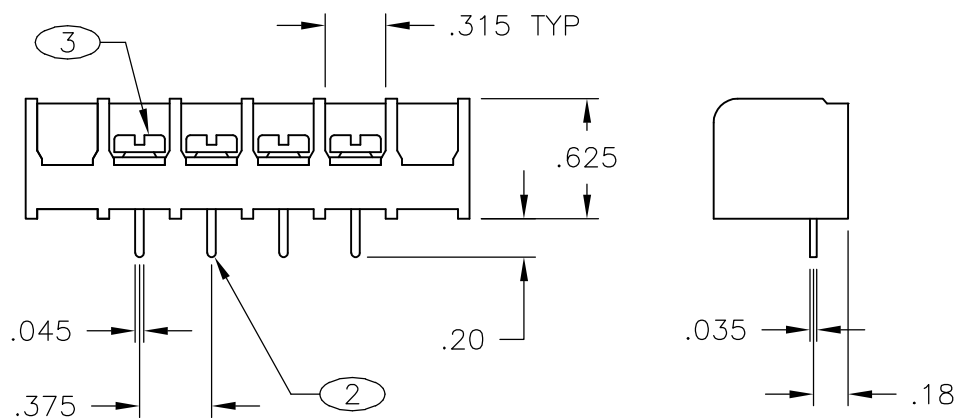
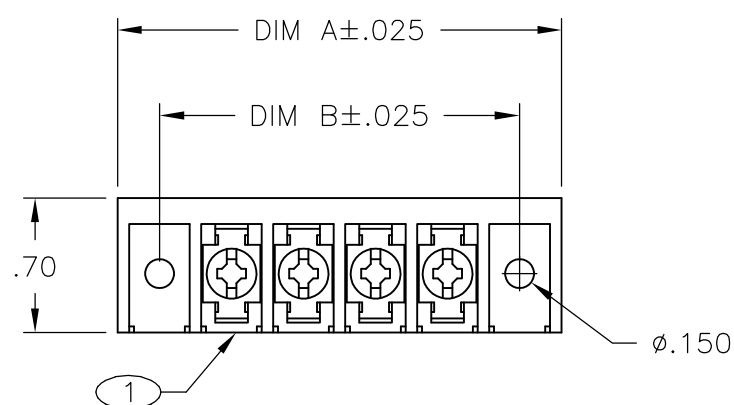
LOC	DIST	REVISIONS					
FT	0	P	LTR	DESCRIPTION	DATE	DWN	APVD
			D2	REVISED PER ECO-11-004917	11MAR11	RK	HMR

MATERIAL:
 HOUSING: THERMOPLASTIC, UL94V-0 BLACK.
 TERMINALS: BRIGHT TIN PLATED, COPPER ALLOY.
 SCREWS: #6-32, STEEL, ZINC PLATED WITH CLEAR CHROMATE.

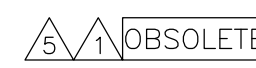
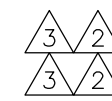
ELECTRICAL:
 CURRENT RATING UL/CSA:
 CLASS C: 25A, 300V.
 CLASS D: 5A, 600V.
 WIRE RANGE: 12-22 AWG

MECHANICAL:
 RECOMMENDED TORQUE: 7 IN-LB.
 OPERATING TEMP.: 105°C MAX.

- 1 SCREWS ARE NICKEL PLATED BRASS.
- 2 SEE FIGURE.
- 3 MARK WITH WHITE PERMANENT INK.
- 4 ALL SCREWS BOTTOMED.
- 5 OBSOLETE PARTS: OBSOLETE CIS STREAMLINING PER D.RENAUD/D.SINISI



RECOMMENDED PCB LAYOUT



10.875	11.311	28	6PCV-28-009	4-1546686-2
10.500	10.936	27	6PCV-27-009	4-1546686-1
10.125	10.561	26	6PCV-26-009	4-1546686-0
9.750	10.186	25	6PCV-25-009	3-1546686-9
9.375	9.811	24	6PCV-24-009	3-1546686-8
9.000	9.436	23	6PCV-23-009	3-1546686-7
8.625	9.061	22	6PCV-22-009	3-1546686-6
8.250	8.686	21	6PCV-21-009	3-1546686-5
7.875	8.311	20	6PCV-20-1362	7-1546158-9
7.875	8.311	20	6PCV-20-1361	7-1546158-8
7.875	8.311	20	6PCV-20-009	3-1546686-4
7.500	7.936	19	6PCV-19-009	3-1546686-3
7.125	7.561	18	6PCV-18-009	3-1546686-2
6.750	7.186	17	6PCV-17-009	3-1546686-1
6.375	6.811	16	6PCV-16-009	3-1546686-0
6.000	6.436	15	6PCV-15-009	2-1546686-9
5.625	6.061	14	6PCV-14-009	2-1546686-8
5.250	5.686	13	6PCV-13-009	2-1546686-7
4.875	5.311	12	6PCV-12-009	6-1546158-6
4.500	4.936	11	6PCV-11-009	2-1546686-6
4.125	4.561	10	6PCV-10-009	2-1546686-5
3.750	4.186	9	6PCV-09-009	2-1546686-4
3.375	3.811	8	6PCV-08-1188	1-1437653-6
3.375	3.811	8	6PCV-08-009	1-1437653-2
3.000	3.436	7	6PCV-07-009	5-1546158-8
2.625	3.061	6	6PCV-06-009	1-796988-1
2.250	2.686	5	6PCV-05-009	5-1546158-2
1.875	2.311	4	6PCV-04-009	7-1437652-0
1.500	1.936	3	6PCV-03-009	796988-5
1.125	1.561	2	6PCV-02-009	3-1437652-8
DIM B	DIM A	NO OF POS.	CATALOG NUMBER	PART NUMBER

THIS DRAWING IS A CONTROLLED DOCUMENT.		DWN S SCHLEGEL 8/19/03	STE TE Connectivity	
DIMENSIONS: INCHES		CHK S YODER 8/19/03		
TOLERANCES UNLESS OTHERWISE SPECIFIED:		APVD S YODER 8/19/03	NAME	
0 PLC ± -	1 PLC ± -	PRODUCT SPEC	6PCV-XX-009 ASSEMBLY	
2 PLC ± .02	3 PLC ± .010	APPLICATION SPEC	SIZE	CAGE CODE
4 PLC ± -	ANGLES ± 1°	WEIGHT -	A3	00779
MATERIAL -	FINISH -	CUSTOMER DRAWING	DRAWING NO	RESTRICTED TO
			C-796988-5	
		SCALE NTS	SHEET 1 OF 2	REV D2

THIS DRAWING IS UNPUBLISHED.

RELEASED FOR PUBLICATION

-. - .

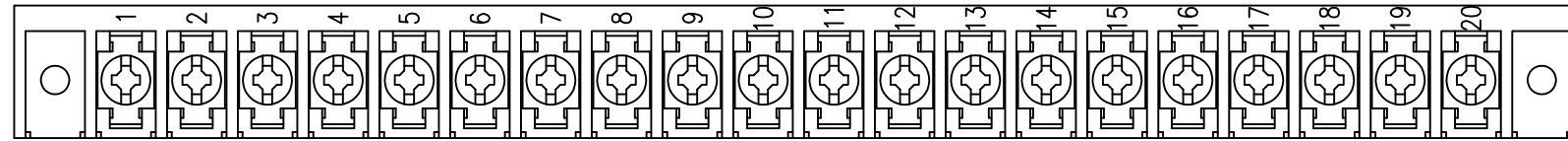
© COPYRIGHT - By -

ALL RIGHTS RESERVED.

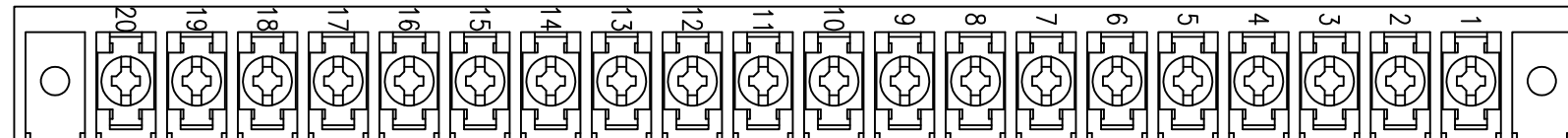
LOC FT DIST 0

REVISIONS

P	LTR	DESCRIPTION	DATE	DWN	APVD
-	-	SEE SHEET 1	-	-	-



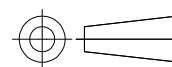
7-1546158-8



7-1546158-9

THIS DRAWING IS A CONTROLLED DOCUMENT.

DIMENSIONS:
INCHES



TOLERANCES UNLESS OTHERWISE SPECIFIED:	
0 PLC	± -
1 PLC	± -
2 PLC	± .02
3 PLC	± .010
4 PLC	± -
ANGLES	± 1°
FINISH	-

MATERIAL

-

DWN S SCHLEGEL 8/19/03

CHK S YODER 8/19/03

APVD S YODER 8/19/03

PRODUCT SPEC

-

APPLICATION SPEC

-

WEIGHT -



NAME 6PCV-XX-009 ASSEMBLY

SIZE	CAGE CODE	DRAWING NO	RESTRICTED TO
A3	00779	C-796988-5	-

CUSTOMER DRAWING SCALE NTS SHEET 2 OF 2 REV D2