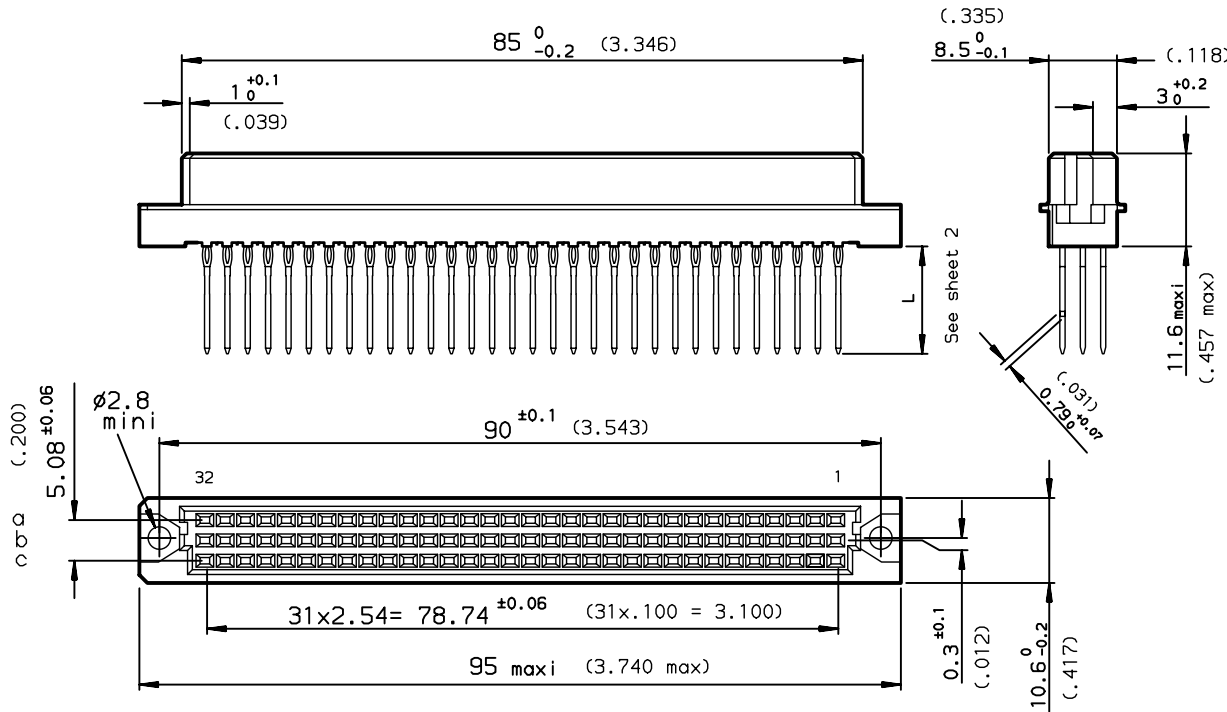
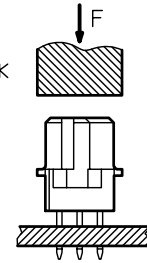


DIMENSIONS mm (inches)



METHOD OF INSERTION  
ON THE PCB = FLAT ROCK



TIN LEAD	LEAD FREE	
8609 396 81 94 755 000 E3	8609 396 81 94 755 E3 LF	Style C receptacle, 96 Position, press fit, class 2
8609 396 81 94 765 000 E3	8609 396 81 94 765 E3 LF	Style C receptacle, 96 Position, press fit, class 1
8609 464 81 94 755 000 E3	8609 464 81 94 755 E3 LF	Style C receptacle, 64 Position, press fit, class 2
8609 464 81 94 765 000 E3	8609 464 81 94 765 E3 LF	Style C receptacle, 64 Position, press fit, class 1
TIN LEAD	LEAD FREE	
8609 396 81 94 745 000 E3	8609 396 81 94 745 E3 LF	Style C receptacle, 96 Position, press fit, class 3
8609 464 81 94 745 000 E3	8609 464 81 94 745 E3 LF	Style C receptacle, 64 Position, press fit, class 3

European Views

Application specific part-numbers: See sheet 2

GENERAL CHARACTERISTICS AND ROHS INFORMATIONS:  
SEE DRAWING C-8609-0000C

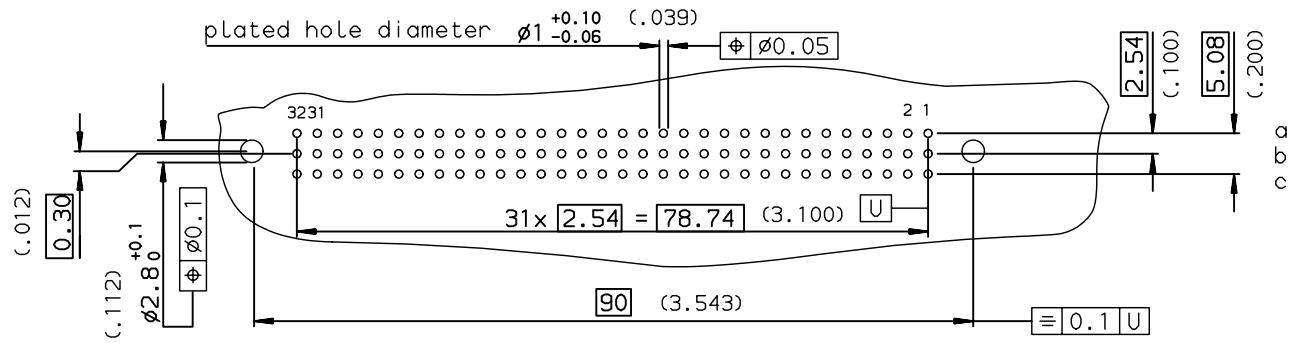
rev	ecn no	dr	date
F	-	ROU	2002/08/30
G	LS05-004	JTA	2005/02/25
H	LS06-0097	LGO	2006/07/25
J	LS06-0171	HLG	2006/10/27
K	LS07-0051	HLG	2007/02/21
-	-	-	-
-	-	-	-

www.fciconnect.com		surface ISO 1302	tolerance std ISO 406 ISO 1101	projection mm	size A3	Scale 1.5
		TOLERANCES UNLESS OTHERWISE SPECIFIED			ECN LS07-0051	
Dr	ROUILLARD	1993/06/16	0.X	±0.1		
Eng	TARON	1993/06/16	0.XX	±0.1		
Chr	LEGARE	1993/06/16	0.XX	±2*		
Appr	LEGARE	1993/06/16	0.XXX	±0.1		
		Product family	DIN 8609		Spec ref -	
FCI		title STRAIGHT RECEPTACLE - STYLE C		dwg no C-8609-0365-1		Rev. K
		catalog no	-		CUSTOMER sheet 1 of 2	

PART NUMBER		8609		81		7		5	
PIN OUT									
rows a-b-c	=====	3	96						
rows a-c	=====	4	64						
NUMBER OF CONTACTS									
TERMINATION									
L = 13.10 ±0.20 (.515)	=====	1 wrap						91	
L = 17.10 ±0.20 (.673)	=====	2 wraps						92	
L = 3.00 ±0.20 (.118)	=====	short post						94	
PERFORMANCE CLASS									
DIN 41612 class 3	=====								4
DIN 41612 class 2	=====								
DIN 41612 class 1	=====								
TERMINATION TYPE									
TIN LEAD	=====								000E3
LEAD FREE	=====								E3LF

PCB LAYOUT

component side



GENERAL CHARACTERISTICS AND ROHS INFORMATIONS:

SEE DRAWING C-8609-0000C

European Views

rev	ecn no	dr	date
F	-	ROU	2002/08/30
G	LS05-004	JTA	2005/02/25
H	LS06-0097	LGO	2006/07/25
J	LS06-0171	HLG	2006/10/27
K	LS07-0051	HLG	2007/02/21
-	-	-	-
-	-	-	-

www.fciconnect.com		surface ISO 1302	tolerance std ISO 406 ISO 1101	projection ISO 1101	mm
TOLERANCES UNLESS OTHERWISE SPECIFIED					
Dr	ROUILLARD	1993/06/16	0.X	±0.1	size
Eng	TARON	1993/06/16	0.XX	±0.1	A3
Chr	LEGARE	1993/06/16	0.XX' ±2'		Scale 1.5
Appr	LEGARE	1993/06/16	0.XXX	±0.1	ECN LS07-0051
Product family				DIN 8609	Spec ref -
FCI title		STRAIGHT RECEPTACLE - STYLE C		dwg no	C-8609-0365-2
PRESS FIT				Rev.	K
catalog no				CUSTOMER	sheet 2 of 2



Copyright FCI.