

1

2

3

4

A

B

C

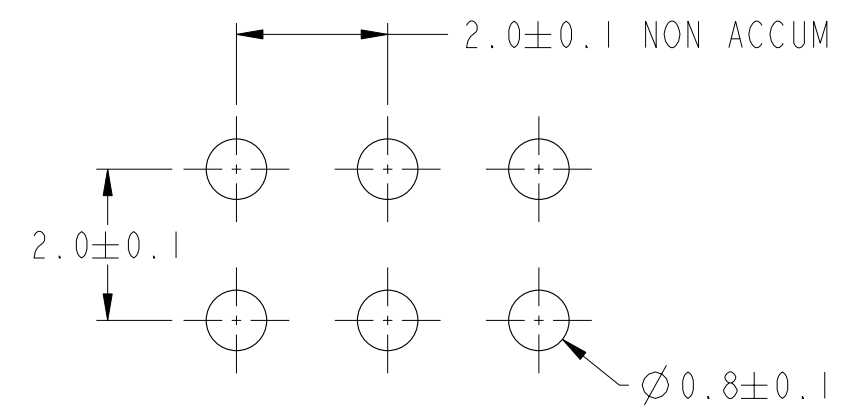
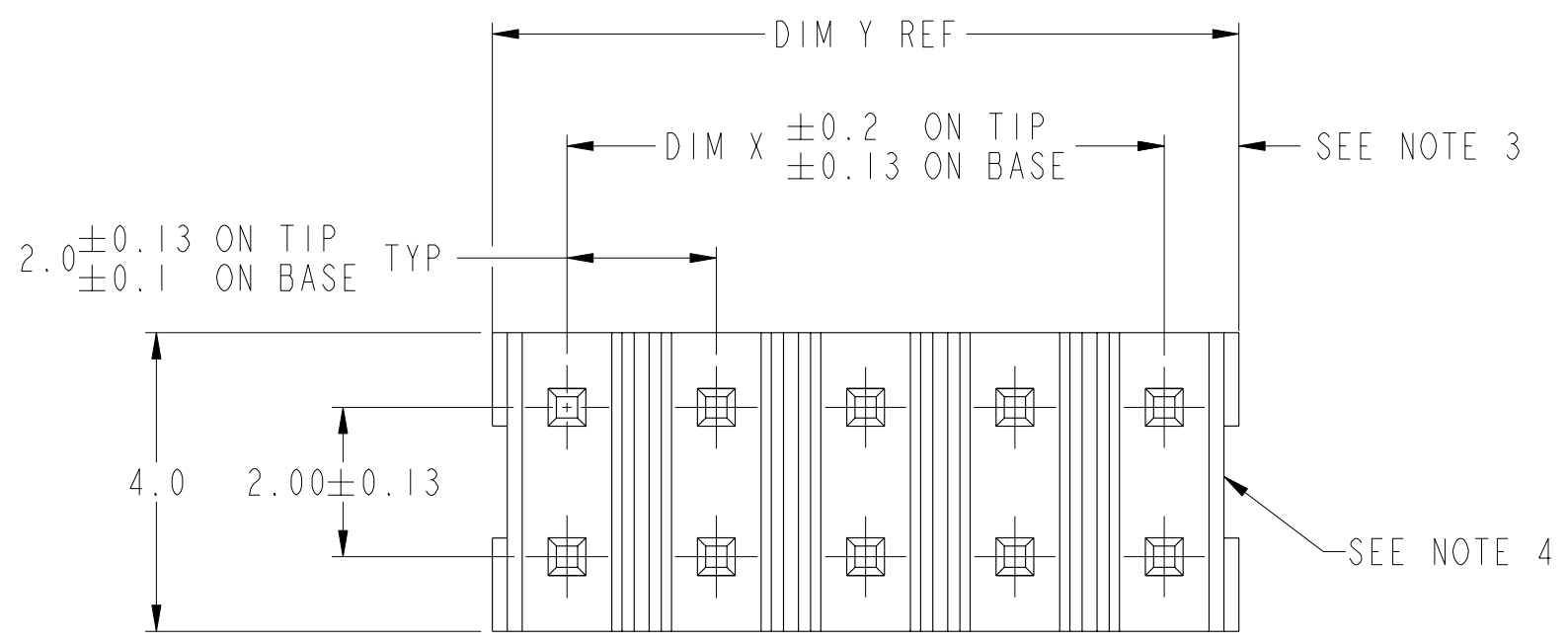
D

A

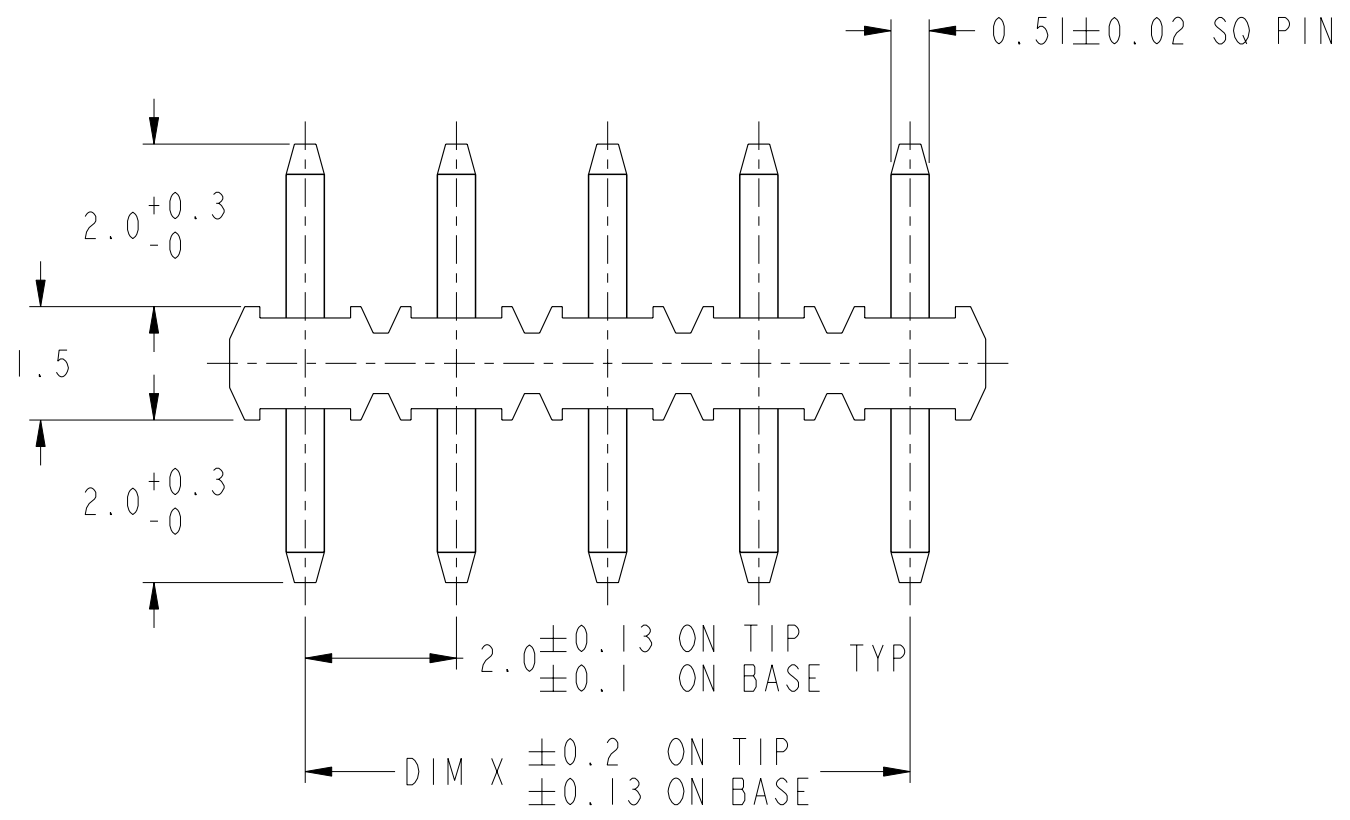
B

C

D



RECOMMENDED MOUNTING HOLE LAYOUT



CONFIDENTIAL

www.fciconnect.com		surface - ✓ ISO 1302	tolerance std ISO 406 ISO 1101	projection MM
TOLERANCES UNLESS OTHERWISE SPECIFIED				
Dr	ML CHWA	1994-10-24	ANGULAR	0.X ±-
Eng	ML CHWA	1994-10-24	LINEAR	0.XX ±0.25
Chr	KH LEE	2010-01-06	0° ±°	0.XXX ±-
Appr	JOEY NG	2010-01-06	Product family	MINITEK Spec ref -
FCi			title	MINITEK II STR HDR
-			dwg no	94265
-			Rev.	D
-			catalog no	CUSTOMER sheet 1 of 2

rev	ecn no	dr	date
A	S40256	BSL	1994-10-24
B	S60170	BSL	1996-07-12
C	S05-0041	KBM	2005-02-15
D	S10-0205	NBR	2010-01-06
-	-	-	-
-	-	-	-
-	-	-	-



Copyright FCI.

PRODUCT NO.	POS	DIM X	DIM Y
94265-X04	2X2	2	4
X06	2X3	4	6
X08	2X4	6	8
X10	2X5	8	10
X12	2X6	10	12
X14	2X7	12	14
X16	2X8	14	16
X18	2X9	16	18
X20	2X10	18	20
X22	2X11	20	22
X24	2X12	22	24
X26	2X13	24	26
X28	2X14	26	28
X30	2X15	28	30
X32	2X16	30	32
X34	2X17	32	34
X36	2X18	34	36
X38	2X19	36	38
X40	2X20	38	40
X42	2X21	40	42
X44	2X22	42	44
X46	2X23	44	46
X48	2X24	46	48
X50	2X25	48	50

PLATING	DESCRIPTION
0	0.2µm Au OVER Ni
1	0.76µm Au OVER Ni
3	0.38µm Au OVER Ni
5	0.38µm PdNi W Au FLASH OVER Ni
6	0.76µm PdNi W Au FLASH OVER Ni

NOTES:

- MATERIAL
BODY : HIGH TEMPERATURE PLASTIC UL 94V-0 BLACK
PIN : COPPER ALLOY
- TOLERANCE UNLESS OTHERWISE NOTED ±0.25
- DIM 1.0 ±0.15 FOR MOLDED SIDE(S) ONLY.
IF SIDE(S) ARE BROKEN, DIM 1.5 MAX APPLIES.
- RECESS APPLIES TO MOLDED SIDE(S) ONLY.
- PRODUCT DESCRIPTION CODE:
XXXXX-XXXLF

LEAD FREE (SEE NOTES 6 & 9)
EXTENSION NUMBER
BASE NUMBER
- P/N:94265-XXXLF IS SAME AS P/N:94265-XXX.THE SUFFIX 'LF' IS ADDED JUST FOR EASY LEAD FREE IDENTIFICATION
- THE HOUSING WILL WITHSTAND EXPOSURE TO 255°C PEAK TEMPERATURE FOR 10 SECONDS IN A CONVECTION, INFRA-RED OR VAPOR PHASE REFLOW OVEN.
- THE HOUSING WILL WITHSTAND EXPOSURE TO 260°C PEAK TEMPERATURE FOR 10 SECONDS IN A WAVE SOLDER APPLICATION WITH A 1.57MM MINIMUM THICK CIRCUIT BOARD.
- THIS PRODUCT MEETS EUROPEAN UNION DIRECTIVES AND OTHER COUNTRY REGULATIONS AS DESCRIBED IN GS-22-008.
- A SYMBOL WILL BE NEXT TO ANY DIMENSION, VIEW OR NOTE WHICH HAS BEEN MODIFIED WITH THE CURRENT DRAWING REVISION.



Copyright FCI.

CONFIDENTIAL

www.fciconnect.com			surface <input checked="" type="checkbox"/> ISO 1302	tolerance std ISO 406 ISO 1101	projection	MM
TOLERANCES UNLESS OTHERWISE SPECIFIED						
Dr	ML CHWA	1994-10-24	ANGULAR	LINEAR	0.X	±-
Eng	ML CHWA	1994-10-24			0.XX	±0.25
Chr	KH LEE	2010-01-06	0°	±°	0.XXX	±-
Appr	JOEY NG	2010-01-06	Product family		MINITEK	Spec ref -
			MINITEK II STR HDR		dwg no	94265
-			-		CUSTOMER	Rev. D
-			-		sheet 2 of 2	