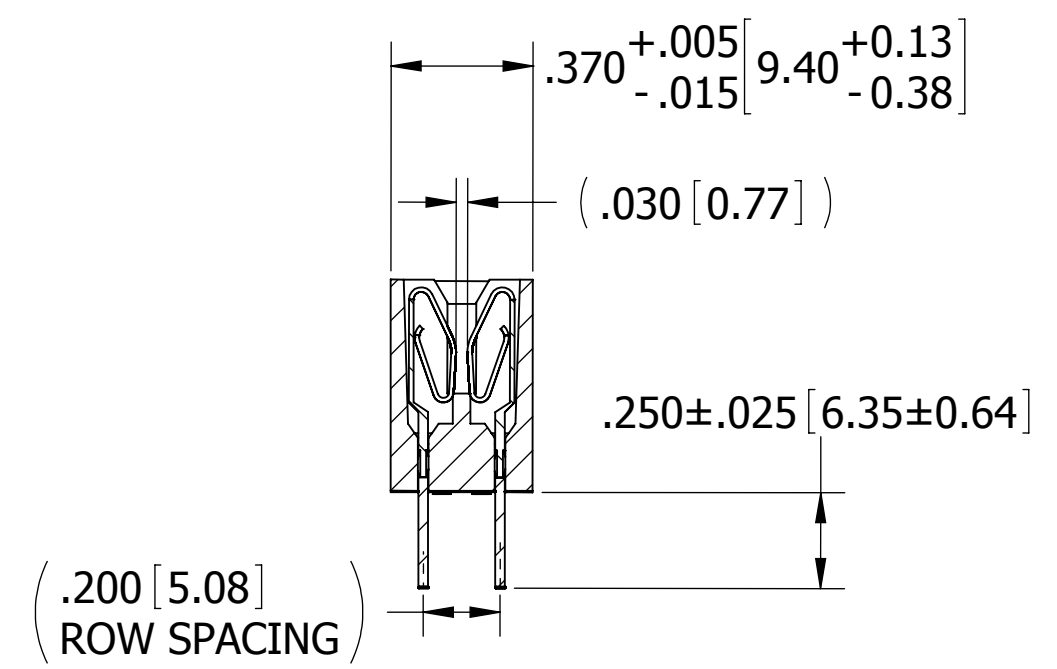
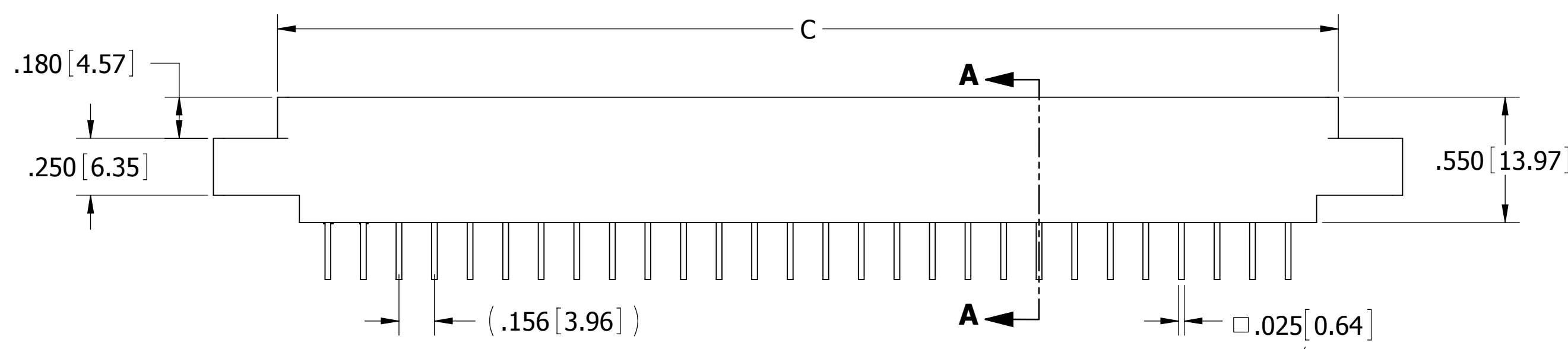
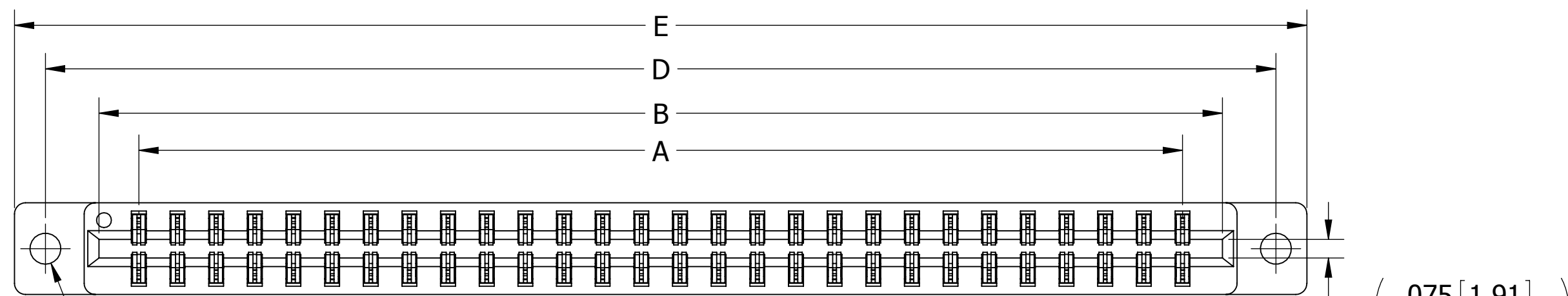
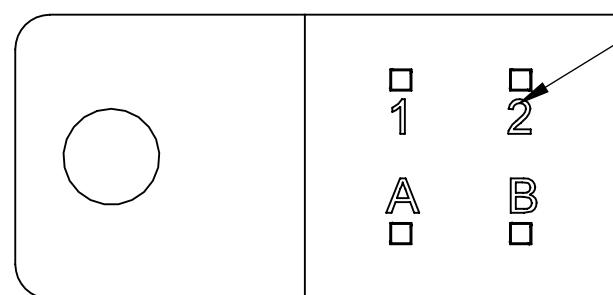


REVISIONS				
REV.	ECO. NO	DESCRIPTION	DATE	BY
A	2714	INITIAL RELEASE	1/3/2013	JH




--M--DSSH FITS Ø.040[1.02] MIN HOLE



CONTACT MARKINGS (LETTERS G, I, O, & Q NOT USED)

- SIZE 06-25 & 30
- 1 2 ... 23 24 ... 29 30
- A B ... A B ... H J
- SIZE 28 & 31
- 1 2 ... 23 24 ... 30 31
- A B ... A B ... J K
- SIZE 36 - 43
- A B ... A B ... X Y
- 1 2 ... 23 24 ... 42 43
- SIZE 47 & 50
- 1 3 ... 97 99
- 2 4 ... 98 100

- NOTES:
- INSULATOR MATERIAL: SEE PART NUMBER CODING
 - CONTACT MATERIAL: SEE PART NUMBER CODING
 - PLATING: SEE PART NUMBER CODING
 - OPERATING TEMPERATURE: SEE PART NUMBER CODING
 - PROCESSING TEMP: SEE PART NUMBER CODING
 - UL FLAMMABILITY RATING: 94V-0
 - OPERATING VOLTAGE: 950 VAC MINIMUM AT SEA LEVEL
 - CURRENT RATING: 3 AMP
 - CONTACT RESISTANCE: 30 MILLI OHMS MAX
 - INSULATION RESISTANCE: 5000 MEGA OHMS
 - DURABILITY: 500 CYCLES MIN
 - CONNECTOR IDENTIFICATION: THE PART SHALL BE MARKED WITH A PART NUMBER AND LOT CODE
 - BOARD THICKNESS ACCOMMODATED: .062 ± .008 [1.57 ± 0.20]
 - INSERTION FORCE: 8 OZ MAX PER CONTACT PAIR WHEN USING A .062 [1.57] TEST BLADE
 - WITHDRAWAL FORCE: 1 OZ MIN PER CONTACT PAIR USING .062 [1.57] PCB.
 - MODIFICATION: NO STANDOFFS.

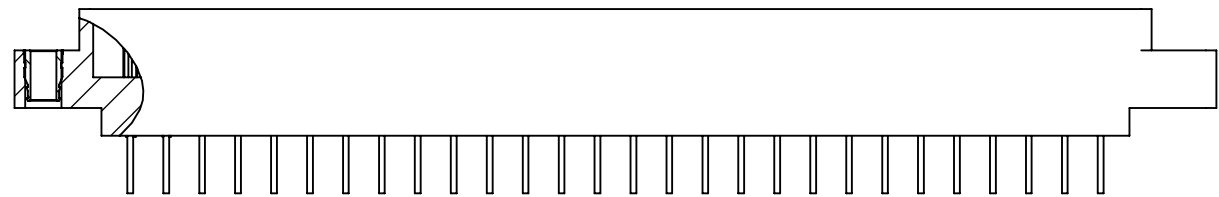
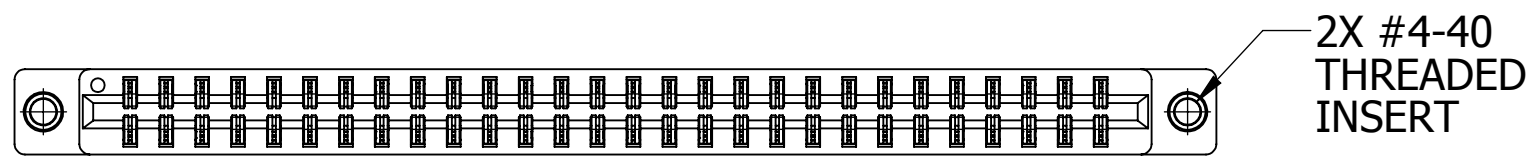


RoHS COMPLIANT

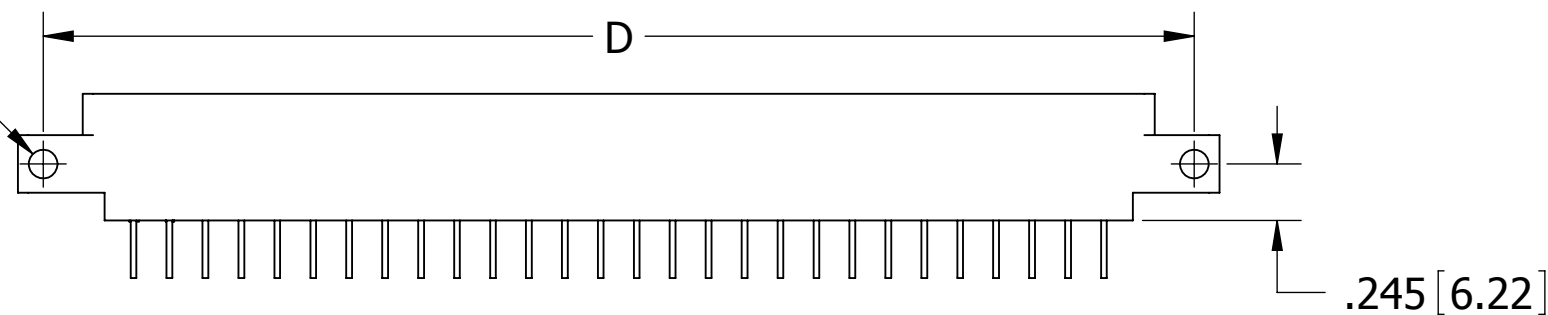
CUSTOMER COPY

UNLESS OTHERWISE SPECIFIED: DIMENSIONS ARE IN INCHES [MM]	DRAWN	DATE	NAME	
		1/3/2013	JH	
TOLERANCES: ANGULAR: ± 30' .XX=± .02 [5] .XXX=± .005 [13] .XXXX=± .0005 [013]	THE INFORMATION HEREIN CONTAINS PROPRIETARY INFORMATION OF SULLINS ELECTRONICS AND IS NOT TO BE REPRODUCED, USED OR DISCLOSED TO OTHERS FOR ANY PURPOSE EXCEPT AS SPECIFICALLY AUTHORIZED IN WRITING BY AN OFFICER OF SULLINS ELECTRONICS.			TITLE
	INTERPRET DIMENSIONS AND TOLERANCING PER: ASME Y14.5M-2009			EDGECARD, .156 CC, HP
PART NUMBER				REV
--M--DSS--(S38, S81, S328)				A
SIZE	CAGE CODE	DWG. NO.		
C	54453	C12137		
SCALE: 2:1			SHEET 1 OF 3	

PART NUMBER	NO. OF POS.	INCHES						MILLIMETERS					
		A±.008	B±.008	C±.015	D±.010	E±.020	F±.015	A±0.20	B±0.20	C±0.38	D±0.25	E±0.51	F±0.38
M06DSS	6	0.780	1.102	1.221	1.534	1.784	1.030	19.81	27.99	31.01	38.96	45.31	26.16
M08DSS	8	1.092	1.414	1.533	1.846	2.096	1.342	27.74	35.92	38.94	46.89	53.24	34.09
M10DSS	10	1.404	1.726	1.845	2.158	2.408	1.654	35.66	43.84	46.86	54.81	61.16	42.01
M12DSS	12	1.716	2.038	2.157	2.470	2.720	1.966	43.59	51.77	54.79	62.74	69.09	49.94
M15DSS	15	2.184	2.506	2.625	2.938	3.188	2.434	55.47	63.65	66.68	74.63	80.98	61.82
M18DSS	18	2.652	2.974	3.093	3.406	3.656	2.902	67.36	75.54	78.56	86.51	92.86	73.71
M20DSS	20	2.964	3.286	3.405	3.718	3.968	3.214	75.29	83.46	86.49	94.44	100.79	81.64
M22DSS	22	3.276	3.598	3.717	4.030	4.280	3.526	83.21	91.39	94.41	102.36	108.71	89.56
M24DSS	24	3.588	3.910	4.029	4.342	4.592	3.838	91.14	99.31	102.34	110.29	116.64	97.49
M25DSS	25	3.744	4.066	4.185	4.498	4.748	3.994	95.10	103.28	106.30	114.25	120.60	101.45
M28DSS	28	4.212	4.534	4.653	4.966	5.216	4.462	106.98	115.16	118.19	126.14	132.49	113.33
M30DSS	30	4.524	4.846	4.965	5.278	5.528	4.774	114.91	123.09	126.11	134.06	140.41	121.26
M31DSS	31	4.680	5.002	5.121	5.434	5.684	4.930	118.87	127.05	130.07	138.02	144.37	125.22
M36DSS	36	5.460	5.782	5.901	6.214	6.464	5.710	138.68	146.86	149.89	157.84	164.19	145.03
M40DSS	40	6.084	6.406	6.525	6.838	7.088	6.334	154.53	162.71	165.74	173.69	180.04	160.88
M43DSS	43	6.552	6.874	6.993	7.306	7.556	6.802	166.42	174.60	177.62	185.57	191.92	172.77
M47DSS	47	7.176	7.498	7.617	7.930	8.180	7.426	182.27	190.45	193.47	201.42	207.77	188.62
M50DSS	50	7.644	7.966	8.085	8.398	8.648	7.894	194.16	202.34	205.36	213.31	219.66	200.51

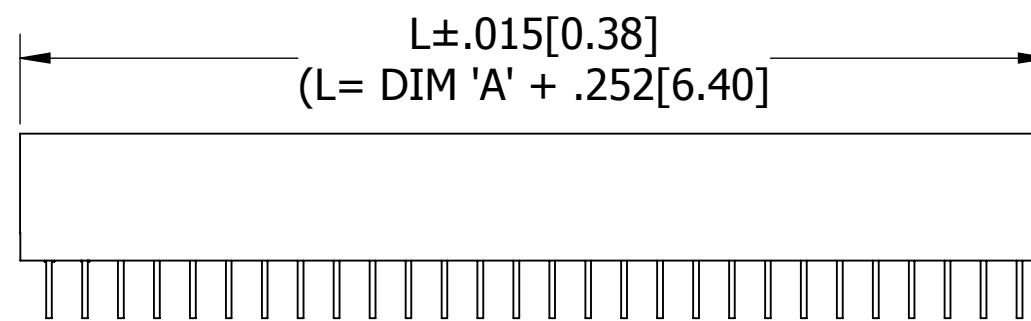
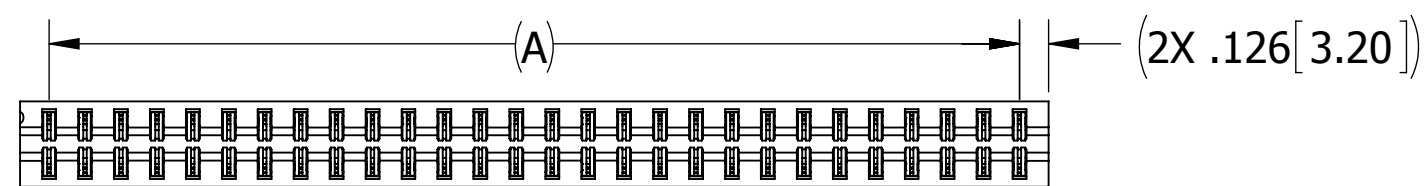


2X ϕ .125 [3.18]

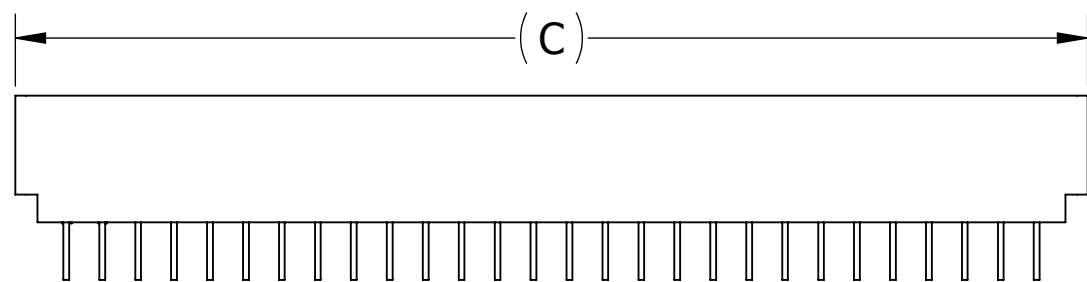
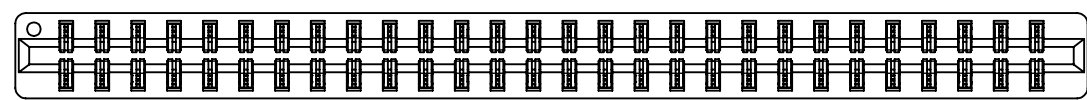


_M_DSSI

_M_DSSS




_M_DSSB



_M_DSSN

CUSTOMER COPY



RoHS COMPLIANT

UNLESS OTHERWISE SPECIFIED: DIMENSIONS ARE IN INCHES [MM]	DRAWN	DATE	NAME	
		1/3/2013	JH	
TOLERANCES: ANGULAR: ± 30' .XX=± .02 [.5] .XXX=± .005 [.13] .XXXX=± .0005 [.013]	THE INFORMATION HEREIN CONTAINS PROPRIETARY INFORMATION OF SULLINS ELECTRONICS AND IS NOT TO BE REPRODUCED, USED OR DISCLOSED TO OTHERS FOR ANY PURPOSE EXCEPT AS SPECIFICALLY AUTHORIZED IN WRITING BY AN OFFICER OF SULLINS ELECTRONICS.			TITLE
	INTERPRET DIMENSIONS AND TOLERANCING PER: ASME Y14.5M-2009			EDGE CARD, .156 CC, HP
	SIZE	CAGE CODE	DWG. NO.	REV
	C	54453	C12137	A
	SCALE: 1.2:1	SHEET 2 OF 3		

PART NUMBER CODING

M **DSS** - **S**

MATERIALS (INSULATOR / CONTACT)

E = PBT/PHOSPHOR BRONZE

OPERATING TEMP: -65°C TO +125°C
PROCESSING TEMP: WAVE ONLY

R = PPS/PHOSPHOR BRONZE

OPERATING TEMP: -65°C TO +125°C
PROCESSING TEMP: 260°C FOR 120 SECS MAX

G = PA9T/PHOSPHOR BRONZE

OPERATING TEMP: -65°C TO +125°C
PROCESSING TEMP: 260°C FOR 20 SECS MAX

A = PPS/BERYLLIUM COPPER

OPERATING TEMP: -65°C TO +150°C
PROCESSING TEMP: 260°C FOR 120 SECS MAX

J = PA9T/BERYLLIUM COPPER

OPERATING TEMP: -65°C TO +150°C
PROCESSING TEMP: 260°C FOR 20 SECS MAX
(CONSULT FACTORY FOR OTHER MATERIALS)

MODIFICATION CODE

OMIT FOR STNDARD, EX: EBM22DSSN
S38 = BLACK PBT (MATERIAL CODE E ONLY)
S81 = GREEN PBT (MATERIAL CODE E ONLY)
S328 = BROWN PPS (MATERIAL CODE R AND A ONLY)

MOUNTING STYLE

H = .125" DIA. CLEARANCE HOLES (PAGE 1)
I = #4-40 THREADED INSERT (PAGE 2)
S = .125" DIA. SIDE MOUNTING (PAGE 2)
N = NO MOUNTING EARS (PAGE 2)
B = OPEN CARD SLOT (PAGE 2)



**NUMBER OF POSITIONS
(CONTACTS PER ROW)**

PLATING

ALL PLATINGS ARE LEAD FREE AND HAVE .000050" NICKEL UNDERPLATE

	CONTACT SURFACE	TERMINATION
B =	.000010" GOLD	.000100" PURE TIN, MATTE
C =	.000030" GOLD	.000100" PURE TIN, MATTE
S =	.000010" GOLD	.000010" GOLD OVERALL
M =	.000030" GOLD	.000010" GOLD OVERALL
** E =	.000100" PURE TIN, MATTE, OVERALL	
G =	.000010" GOLD	.000005" GOLD
Y =	.000030" GOLD	.000005" GOLD

** OVERALL PURE TIN ONLY AVAILABLE ON MATERIAL CODES E, R AND G



RoHS COMPLIANT

CUSTOMER COPY

UNLESS OTHERWISE SPECIFIED: DIMENSIONS ARE IN INCHES [MM]	DRAWN	DATE	NAME	
		1/3/2013	JH	
TOLERANCES: ANGULAR: ± 30' .XX=± .02 [.5] .XXX=± .005 [.13] .XXXX=± .0005 [.013]	<small>THE INFORMATION HEREIN CONTAINS PROPRIETARY INFORMATION OF SULLINS ELECTRONICS AND IS NOT TO BE REPRODUCED, USED OR DISCLOSED TO OTHERS FOR ANY PURPOSE EXCEPT AS SPECIFICALLY AUTHORIZED IN WRITING BY AN OFFICER OF SULLINS ELECTRONICS.</small>			TITLE
	INTERPRET DIMENSIONS AND TOLERANCING PER: ASME Y14.5M-2009			EDGE CARD, .156 CC, HP
	SIZE	CAGE CODE	DWG. NO.	REV
	C	54453	C12137	A
	SCALE: 1.5:1	SHEET 3 OF 3		